



PARKWAYSCHOOLS

HIGHER EXPECTATIONS. BRIGHTER FUTURES.

Financial Statements

Date: August 2018

PARKWAY SCHOOL DISTRICT
MONTHLY FINANCIAL REPORT
TABLE OF CONTENT

| <u>DOCUMENT</u> | <u>PAGE</u> |
|---|-------------|
| EXECUTIVE SUMMARY. | 1 - 2 |
| GRAPHS - REVENUE, EXPENDITURE, CASH, AND FUND BALANCE . | 3 - 5 |
| RECAPITULATION OF FUNDS | 6 |
| ACCRUAL BALANCE SHEET. | 7 |
| BREAKOUT OF CASH AND INVESTMENTS | 8 |
| MODIFIED ACCRUAL REVENUE SCHEDULE | 9 |
| EXPENDITURE SUMMARY BY OBJECT | 10 |
| FOOD SERVICE INCOME AND EXPENSE | 11 |
| EXPENDITURE SUMMARY BY BUILDING | 12 |
| EXPENDITURE SUMMARY BY PROGRAM | 13 - 15 |
| GLOSSARY | 16 - 17 |
| PURCHASING REPORTS | 18 – 33 |



TO: Board of Education

DATE: October 17, 2018

FROM: Patricia Bedborough, CPA

RE: Executive Summary August 2018

Abstract

The August financial reports are attached. As you can see it is early in the fiscal year, however the revenues received are in line with what was received last year in August as a percentage of total budget with the exception of County Revenues. Last year we received the County Stock Tax in August, this year we received it early September. The expenditures are slightly above the operating expenses from last year. A portion to this is from August having three payrolls and last year September was a month with the three payroll. Another portion of this is the purchase of the Chromebooks for the freshmen.

Future Issues

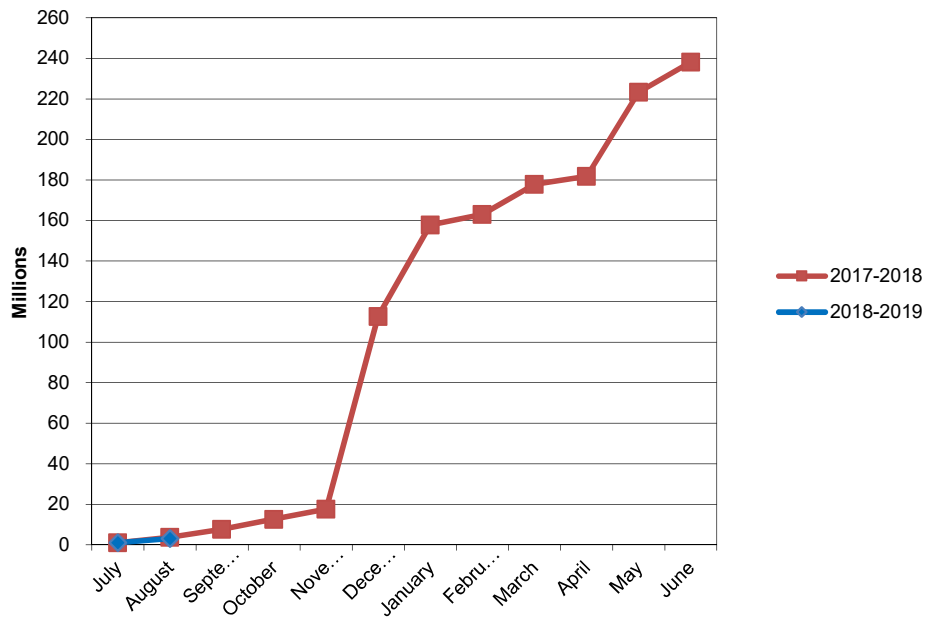
The following issues are still pending and could affect district finances in the future:

1. Health Insurance Costs – Higher health costs are a large portion of our benefit expenses. We have bid our pharmacy benefit manager through Business Health Coalition and with this, we will have substantial savings over market trends for our pharmacy beginning with October 1, 2018. We have opened our near site clinic for our employees and staff effective August. When looking at costs for 2019, we believe we can have a zero dollar increase in premiums.
2. Commercial Property Assessments Appeals – As you are aware this has been a struggle over the last several years. We have seen our collection rate fluctuate due to these settlements. We worked with the state auditor’s office last year and have calculated an additional \$3.7 million in recoupment. We continue to work with St. Louis County.
3. New Construction Assessments - In September we received our final amounts from St. Louis County. We had another strong year with new construction.
4. Interest Income –Interest rates are continuing to increase. As we make our investment of funds, we will be able to project an interest income this year. Our interest from our banking account is holding strong.

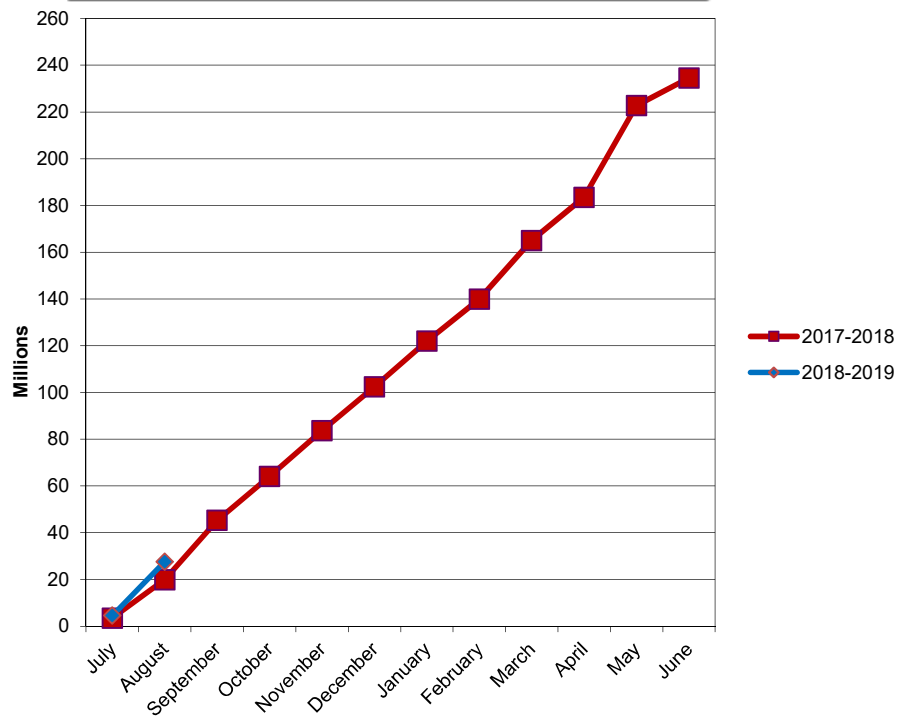
5. State Revenue –DESE will be adjusting the State Adequacy Target for the formula revenues. The State Adequacy Target is still well below the amount determined by the original formula legislation.
6. Unaccredited Schools – Parkway is continuing provide educational services for students from both Riverview Gardens and the Normandy School Districts that have been enrolled in Parkway. The tuition to be charged to the Normandy School District and to Riverview Garden’s School District is lower than Parkway’s regular tuition rates and is the rate charged to VICC. The students are able to remain in Parkway until they are at a natural transition and then will return to their home district.
7. Spot Market Purchases – For information purposes, fiscal year-to-date purchases under the spot market procurement policy are as follows:

| | | |
|-------------|----|-----------|
| Fuel | \$ | 53,264.90 |
| Paper | \$ | 50,601.60 |
| Trash Liner | \$ | 15,460.00 |
| Produce: | \$ | 20,000.00 |

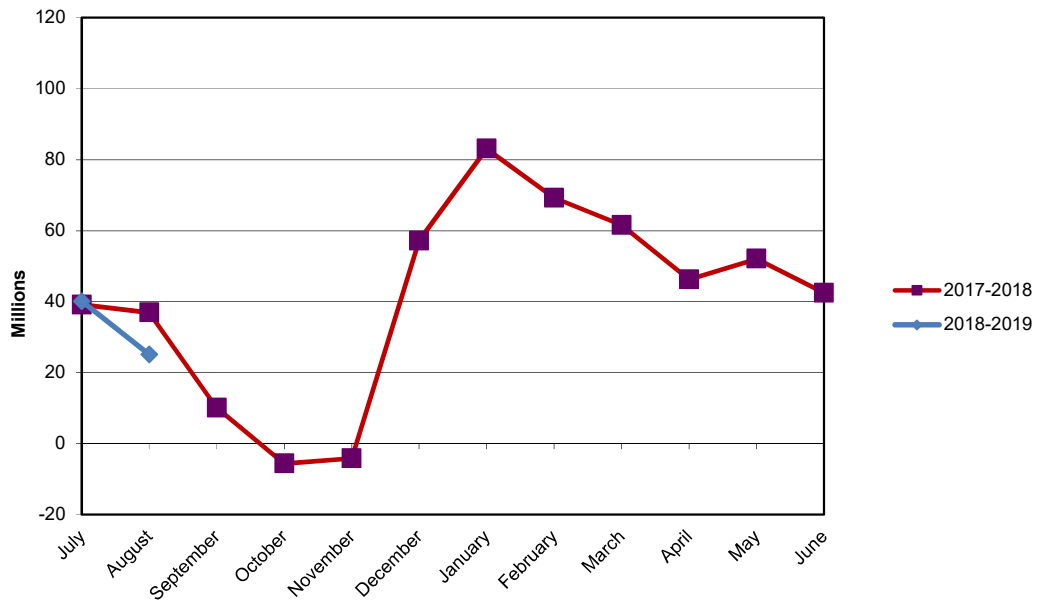
PARKWAY SCHOOL DISTRICT ACTUAL OPERATING REVENUE

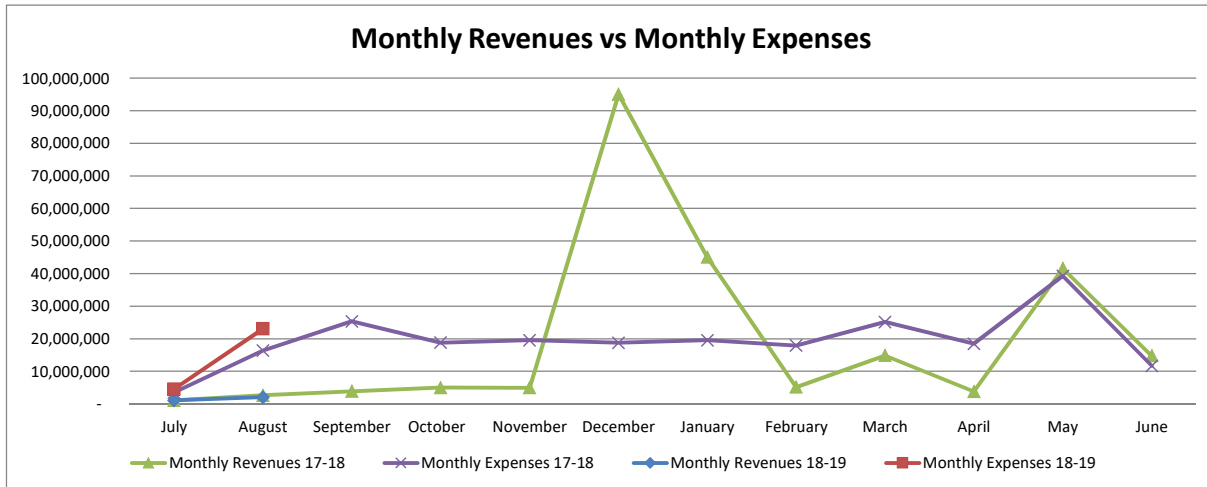
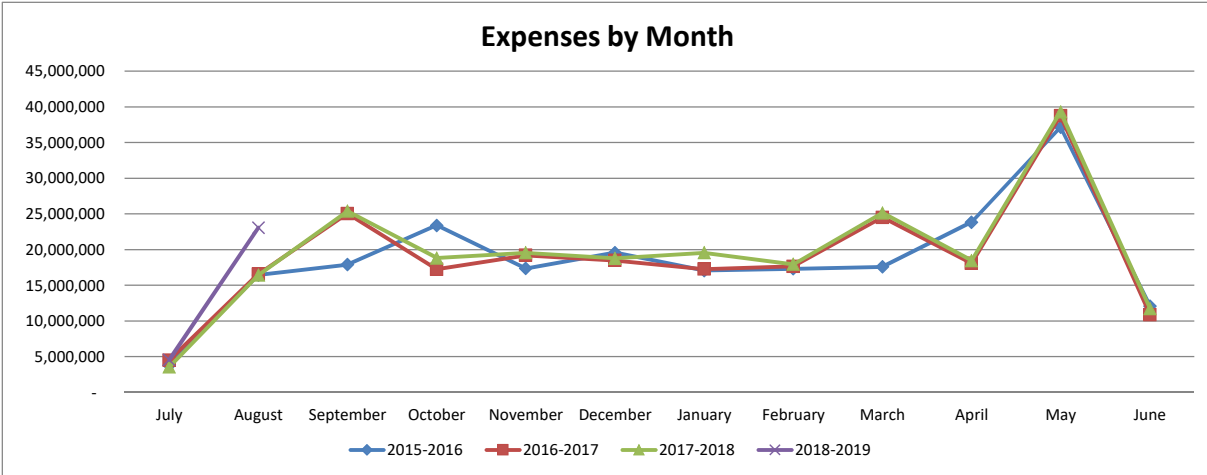
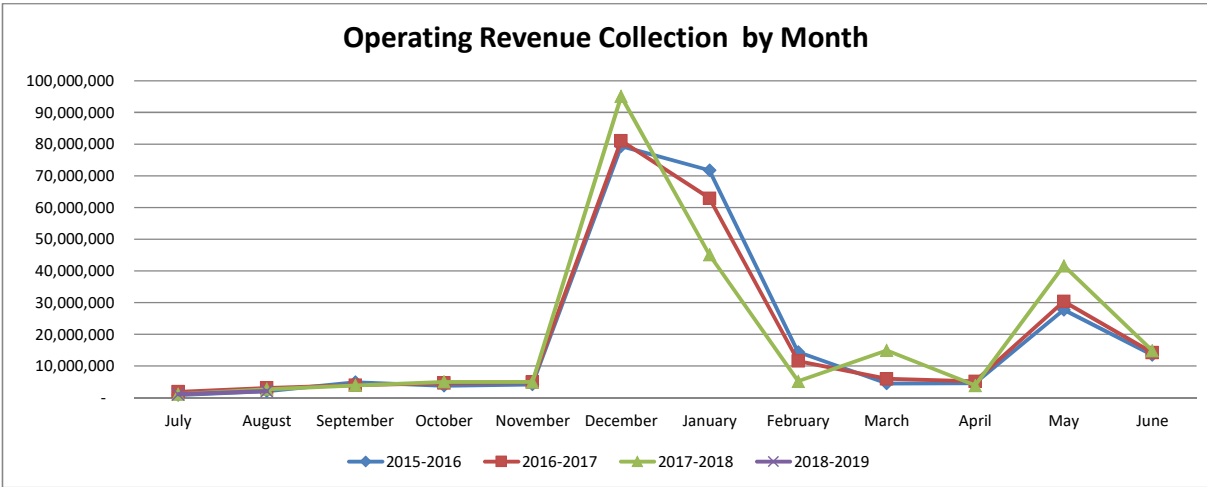


PARKWAY SCHOOL DISTRICT ACTUAL OPERATING EXPENDITURES



PARKWAY SCHOOL DISTRICT OPERATING FUND CASH AND INVESTMENTS





**Parkway School District
Recapitulation of Funds
Budget 2018-2019 With Restatement of Opening Balances**

FY2019 Full Year Projection

| | Operating | Debt Service | Capital Projects | 2015 Bond Issue | All Funds |
|------------------------|------------------|---------------------|-------------------------|------------------------|------------------|
| Beginning Fund Balance | 46,492,486 | 36,717,985 | 2,253,613 | 17,496,421 | 102,960,505 |
| Revenues | 239,490,705 | 23,742,932 | 2,684,472 | 15,000 | 265,933,109 |
| Expenses | 237,222,707 | 24,383,598 | 3,001,111 | 10,445,285 | 275,052,701 |
| Transfers | (1,225,000) | - | 1,225,000 | - | - |
| Ending Fund Balance | 47,535,484 | 36,077,319 | 3,161,974 | 7,066,136 | 93,840,913 |

ACTUAL FY19 THROUGH 8/31/18

| | Operating | Debt Service | Capital Projects | 2015 Bond Issue | All Funds |
|------------------------|------------------|---------------------|-------------------------|------------------------|------------------|
| Beginning Fund Balance | 46,492,486 | 36,717,985 | 2,253,613 | 17,496,421 | 102,960,505 |
| Revenues | 3,158,503 | 259,489 | 136,322 | 80,171 | 3,634,485 |
| Expenses | 27,604,818 | 3,607,505 | 341,274 | 6,656,622 | 38,210,219 |
| Ending Fund Balance | 22,046,171 | 33,369,969 | 2,048,661 | 10,919,970 | 68,384,771 |

ACTUAL FY18 THROUGH 8/31/17

| | Operating | Debt Service | Capital Projects | 2015 Bond Issue | All Funds |
|------------------------|------------------|---------------------|-------------------------|------------------------|------------------|
| Beginning Fund Balance | 44,415,182 | 13,767,360 | 652,502 | 38,079,930 | 96,914,974 |
| Revenues | 3,337,194 | 146,428 | 391,722 | 33,866 | 3,909,210 |
| Expenses | 19,941,875 | - | 1,574,765 | 7,622,374 | 29,139,014 |
| Ending Fund Balance | 27,810,501 | 13,913,788 | (530,541) | 30,491,422 | 71,685,170 |

**PARKWAY SCHOOL DISTRICT
ACCRUAL BALANCE SHEET
August 31, 2018**

| | TOTAL- ALL FUNDS 08/31/18 | TOTAL- ALL FUNDS 8/31/2017 |
|---|--|---|
| ASSETS | | |
| Cash & Investments | \$ 82,339,199 | 82,593,706 |
| Accounts Receivable | 1,570,657 | 1,071,726 |
| Inventories | 1,220,630 | 1,684,822 |
| Prepaid Expenses | 2,822,119 | 1,524,507 |
| Land | 3,457,837 | 3,457,837 |
| Land Improvements | 17,072,007 | 18,034,643 |
| Buildings/Improvements | 163,361,983 | 151,877,414 |
| Construction in Progress | 50,522,194 | 52,539,700 |
| Equipment | 12,674,728 | 13,815,316 |
| Total Assets | \$ 335,041,354 | 326,599,672 |
| LIABILITIES & FUND BALANCE | | |
| Accounts Payable - Operating Funds | \$ 645,492 | 1,464,347 |
| Accounts Payable - Debt Service Fund | 218 | - |
| Accounts Payable - Bond Issue Funds | 325 | - |
| Accounts Payable - Medical Fund | 131,888 | - |
| Wages, Payroll Taxes, and Benefits Payable | 5,505,869 | 4,184,906 |
| Bonds Payable | 206,945,000 | 201,620,000 |
| Interest Payable | 2,578,845 | 1,924,587 |
| Liability for Compensated Absences | 1,502,251 | 1,432,869 |
| Liability for Early Retirement | 902,168 | 1,932,641 |
| Total Liabilities | \$ 218,212,056 | 212,559,350 |
| Bond Issue Fund Balance | 10,919,970 | 30,491,422 |
| Debt Service Fund Balance | 33,369,969 | 13,913,788 |
| Capital Projects Fund Balance | 2,048,661 | (530,541) |
| Equity in Fixed Assets less Long Term Liabilities | 35,160,485 | 32,814,813 |
| Medical Fund Balance | 13,284,042 | 9,540,340 |
| Operating Fund Balance | 22,046,171 | 27,810,501 |
| Total Fund Balance | \$ 116,829,298 | 114,040,322 |
| TOTAL LIABILITIES & FUND BALANCE | \$ 335,041,354 | 326,599,672 |

BREAKOUT OF CASH & INVESTMENT BALANCE

| | <u>08/31/18</u> | <u>8/31/2017</u> |
|-------------------------------|-------------------|-------------------|
| MEDICAL FUND CASH | 13,415,930 | 9,540,340 |
| DEBT SERVICE FUND CASH | 1,240,896 | 4,976,893 |
| DEBT SERVICE FUND INVESTMENTS | 32,129,292 | 8,958,378 |
| BOND ISSUE FUND CASH | 10,442,994 | 2,489,360 |
| BOND ISSUE FUND INVESTMENTS | - | 19,726,893 |
| CAPITAL PROJECTS FUND CASH | - | - |
| OPERATING FUND CASH | 15,110,087 | 36,901,842 |
| OPERATING FUND INVESTMENTS | 10,000,000 | - |
| TOTAL | 82,339,199 | 82,593,706 |

RESTRICTED RESERVE

| | <u>08/31/18</u> | <u>8/31/2017</u> |
|------------------|-------------------|-------------------|
| FOOD SERVICE | 253,146 | 599,424 |
| MEDICAL BENEFITS | 13,284,042 | 9,540,340 |
| STUDENT ACTIVITY | 2,760,363 | 2,786,404 |
| TOTAL | 16,297,552 | 12,926,168 |

PARKWAY SCHOOL DISTRICT
MODIFIED ACCRUAL REVENUE SCHEDULE
TOTAL ALL FUNDS

| | YEAR TO DATE 6-30-2019 | | | | YEAR TO DATE 6-30-2018 | | | |
|--------------------------------------|------------------------|------------------|---------------|------------------------|------------------------|------------------|---------------|------------------------|
| | BUDGETED REVENUE | REVENUE REALIZED | % REALIZED | BALANCE TO BE REALIZED | REVENUE** 6/30/2018 | REVENUE REALIZED | % REALIZED | BALANCE TO BE REALIZED |
| LOCAL | | | | | | | | |
| Property Taxes | 171,986,600 | - | 0.00% | 171,986,600 | 168,199,861 | - | 0.00% | 168,199,861 |
| Sales Tax | 15,730,950 | - | 0.00% | 15,730,950 | 15,440,981 | - | 0.00% | 15,440,981 |
| M&M Surtax | 4,431,910 | - | 0.00% | 4,431,910 | 4,857,510 | - | 0.00% | 4,857,510 |
| Food Service | 4,070,811 | 322,935 | 7.93% | 3,747,876 | 4,209,014 | 287,826 | 6.84% | 3,921,188 |
| Other Local | 8,751,638 | 309,866 | 3.54% | 8,441,772 | 9,245,144 | 392,390 | 4.24% | 8,852,754 |
| VICC-VST Revenue | 7,361,350 | 48,175 | 0.65% | 7,313,175 | 7,890,932 | 30,440 | 0.39% | 7,860,492 |
| TOTAL LOCAL | 212,333,259 | 680,976 | 0.32% | 211,652,283 | 209,843,442 | 710,656 | 0.34% | 209,132,786 |
| INTEREST | 783,829 | 116,174 | 14.82% | 667,655 | 798,119 | 73,583 | 9.22% | 724,536 |
| COUNTY | 3,163,313 | 162,009 | 5.12% | 3,001,304 | 3,299,694 | 721,364 | 21.86% | 2,578,330 |
| STATE | | | | | | | | |
| Basic Formula | 2,353,377 | 405,950 | 17.25% | 1,947,427 | 2,702,394 | 289,478 | 10.71% | 2,412,916 |
| Classroom Trust | 6,568,938 | 922,238 | 14.04% | 5,646,700 | 6,406,422 | 637,719 | 9.95% | 5,768,703 |
| Transportation | 1,171,935 | 223,415 | 19.06% | 948,520 | 1,168,043 | 184,258 | 15.77% | 983,785 |
| Other State | 1,639,730 | 78,320 | 4.78% | 1,561,410 | 1,998,855 | 439,880 | 22.01% | 1,558,975 |
| TOTAL STATE | 11,733,980 | 1,629,923 | 13.89% | 10,104,057 | 12,275,714 | 1,551,335 | 12.64% | 10,724,379 |
| FEDERAL | | | | | | | | |
| Federal Food Service | 2,112,600 | 522 | 0.02% | 2,112,078 | 2,145,449 | - | 0.00% | 2,145,449 |
| Other Federal Entitlements | 3,034,891 | 301,538 | 9.94% | 2,733,353 | 2,991,905 | 25,989 | 0.87% | 2,965,916 |
| TOTAL FEDERAL | 5,147,491 | 302,060 | 5.87% | 4,845,431 | 5,137,354 | 25,989 | 0.51% | 5,111,365 |
| OTHER FINANCING SOURCES | | | | | | | | |
| Transportation Reimbursement | 2,748,874 | 51,269 | 1.87% | 2,697,605 | 2,884,503 | 10,863 | 0.38% | 2,873,640 |
| Tuition From Other Districts | 50,000 | - | 0.00% | 50,000 | 206,142 | 14,509 | 7.04% | 191,633 |
| Sale Of Property | 29,959 | 4,079 | 13.62% | 25,880 | 35,219 | 2,914 | 8.27% | 32,305 |
| TOTAL OTHER FINANCING SOURCES | 2,828,833 | 55,348 | 1.96% | 2,773,485 | 3,125,864 | 28,286 | 0.90% | 3,097,578 |
| SUB-TOTAL OPERATING REVENUE | 235,990,705 | 2,946,490 | 1.25% | 233,044,215 | 234,480,187 | 3,111,213 | 1.33% | 231,368,974 |
| STUDENT ACTIVITIES | 3,500,000 | 212,013 | 6.06% | 3,287,987 | 3,623,837 | 225,981 | 6.24% | 3,397,856 |
| TOTAL OPERATING REVENUE | 239,490,705 | 3,158,503 | 1.32% | 236,332,202 | 238,104,024 | 3,337,194 | 1.40% | 234,766,830 |
| NON-OPERATING REVENUES | | | | | | | | |
| 2015 Bond Issue Interest/Premium | 15,000 | 80,171 | 534.47% | (65,171) | 302,657 | 33,866 | 11.19% | 268,791 |
| Refunding Bond Issuance | - | - | 0.00% | - | 27,405,000 | - | 0.00% | 27,405,000 |
| Refunding Bond Issue Premium | - | - | 0.00% | - | 2,276,429 | - | 0.00% | 2,276,429 |
| Debt Service Property Taxes | 22,685,250 | - | 0.00% | 22,685,250 | 22,185,774 | - | 0.00% | 22,185,774 |
| Debt Service Interest/Premium | 505,192 | 254,499 | 50.38% | 250,693 | 729,102 | 54,865 | 7.53% | 674,237 |
| Debt Service County Revenue | 552,490 | 4,990 | 0.90% | 547,500 | 642,409 | 91,563 | 14.25% | 550,846 |
| Cap. Projects Property Taxes | 2,314,822 | - | 0.00% | 2,314,822 | 2,263,855 | - | 0.00% | 2,263,855 |
| Capital Projects Other Local | 59,650 | 489 | 0.82% | 299,511 | 412,470 | - | 0.00% | 412,470 |
| Capital Projects Grants | - | - | 0.00% | - | 290,055 | 290,055 | 0.00% | - |
| Marketing Agreement | 300,000 | 135,833 | 45.28% | - | 378,750 | 101,667 | 26.84% | 277,083 |
| Capital Interest/Premium | 10,000 | - | 0.00% | 10,000 | 236 | - | 100.00% | 236 |
| TOTAL ALL REVENUE SOURCES | 265,933,109 | 3,634,485 | 1.37% | 262,298,624 | 294,990,760 | 3,909,210 | 1.33% | 291,081,550 |

EXPENDITURE SUMMARY BY OBJECT
TOTAL ALL FUNDS
July 31, 2018

| | BUDGET 2018-2019 | ACTUAL EXPENDITURES YTD 8/31/2018 | % EXPENDED 2018-2019 | ACTUAL** EXPENDITURES 06/30/2018 | ACTUAL EXPENDITURES YTD 8/31/2017 | % EXPENDED 2017-2018 | CHANGE FROM PRIOR YEAR \$ | % |
|---|---------------------|---|----------------------------|--|---|----------------------------|------------------------------|----------------|
| SALARIES | | | | | | | | |
| Certificated | 102,157,728 | 11,735,733 | 11.49% | 98,362,989 | 7,644,601 | 7.77% | 4,091,132 | 3.72% |
| Classified | 37,113,174 | 4,501,338 | 12.13% | 37,714,509 | 2,872,590 | 7.62% | 1,628,748 | 4.51% |
| Administrative | 12,387,413 | 2,317,411 | 18.71% | 11,740,688 | 1,828,086 | 15.57% | 489,325 | 3.14% |
| TOTAL SALARIES | 151,658,315 | 18,554,482 | 12.23% | 147,818,186 | 12,345,277 | 8.35% | 6,209,205 | 3.88% |
| BENEFITS | | | | | | | | |
| Retirement, Social Security and Medicare | 25,237,375 | 3,032,477 | 12.02% | 25,027,067 | 2,095,764 | 8.37% | 936,713 | 3.64% |
| Medical, Dental and Life Insurance | 29,110,858 | 1,954,698 | 6.71% | 27,759,590 | 1,734,423 | 6.25% | 220,275 | 0.47% |
| TOTAL BENEFITS | 54,348,233 | 4,987,175 | 9.18% | 52,786,657 | 3,830,187 | 7.26% | 1,156,988 | 1.92% |
| PURCHASED SERVICES | | | | | | | | |
| Substitute Services | 2,948,473 | 85,377 | 2.90% | 3,108,104 | 128,534 | 4.14% | (43,157) | -1.24% |
| Tuition | 148,000 | 28,911 | 19.53% | 137,925 | 48,927 | 35.47% | (20,016) | -15.94% |
| Professional Services | 2,292,455 | 259,089 | 11.30% | 1,876,035 | 447,163 | 23.84% | (188,074) | -12.53% |
| Audit | 34,000 | 8,000 | 23.53% | 29,000 | 6,000 | 20.69% | 2,000 | 2.84% |
| Technical Services | 92,400 | 12,613 | 13.65% | 156,988 | 49,977 | 31.83% | (37,364) | -18.18% |
| Legal Services | 200,000 | 4,579 | 2.29% | 171,663 | 9,119 | 5.31% | (4,540) | -3.02% |
| Property Services | 2,184,431 | 274,357 | 12.56% | 2,181,468 | 442,518 | 20.29% | (168,161) | -7.73% |
| Travel & Contracted Trans. | 1,748,554 | 101,124 | 5.78% | 2,354,238 | 147,702 | 6.27% | (46,578) | -0.49% |
| Property Insurance | 864,809 | - | 0.00% | 830,850 | - | 0.00% | - | 0.00% |
| Liability Insurance | 847,639 | 1,020 | 0.12% | 801,690 | 1,045 | 0.13% | (25) | -0.01% |
| Other Purchased Services | 1,686,392 | 302,481 | 17.94% | 1,664,595 | 160,233 | 9.63% | 142,248 | 8.31% |
| TOTAL PURCHASED SERVICES | 13,047,153 | 1,077,551 | 8.26% | 13,312,556 | 1,441,218 | 10.83% | (363,667) | -2.57% |
| CONSUMABLES | | | | | | | | |
| General Supplies | 3,945,734 | 539,150 | 13.66% | 3,977,905 | 528,878 | 13.30% | 10,272 | 0.37% |
| Instructional Supplies | 6,820,158 | 1,515,148 | 22.22% | 6,437,240 | 860,638 | 13.37% | 654,510 | 8.85% |
| Library Books | 279,575 | 45,498 | 16.27% | 272,414 | 23,230 | 8.53% | 22,268 | 7.75% |
| Energy Services | 4,072,900 | 436,302 | 10.71% | 3,989,929 | 427,527 | 10.72% | 8,775 | 0.00% |
| Food Service Supplies | 3,000,000 | 205,176 | 6.84% | 2,462,106 | 201,399 | 8.18% | 3,777 | -1.34% |
| TOTAL CONSUMABLES | 18,118,367 | 2,741,274 | 15.13% | 17,139,594 | 2,041,672 | 11.91% | 699,602 | 3.22% |
| OPERATING LEASES | 50,639 | - | 0.00% | 37,823 | - | 0.00% | - | 0.00% |
| SUBTOTAL OPERATING EXPENSES | 237,222,707 | 27,360,482 | 11.53% | 231,094,816 | 19,658,354 | 8.51% | 7,702,128 | 3.03% |
| STUDENT ACTIVITIES | 3,500,000 | 244,336 | 6.98% | 3,431,904 | 283,521 | 8.26% | (39,185) | -1.28% |
| ANTICIPATED EXPENDITURE SAVINGS | (3,500,000) | - | 0.00% | - | - | 0.00% | - | 0.00% |
| TOTAL OPERATING EXPENSES | 237,222,707 | 27,604,818 | 11.64% | 234,526,720 | 19,941,875 | 8.50% | 7,662,943 | 3.13% |
| CAPITAL OUTLAY - NON BOND EXPENSES | | | | | | | | |
| Land Improvement | 100,000 | 17,774 | 17.77% | 439,404 | 174,662 | 39.75% | (156,888) | -21.98% |
| Building Alterations | 100,000 | 14,360 | 14.36% | 109,544 | 10,619 | 9.69% | 3,741 | 4.67% |
| General Equipment | 351,478 | 63,088 | 17.95% | 592,157 | 1,302,243 | 219.92% | (1,239,155) | -201.97% |
| Instructional Equipment | 300,000 | 32,620 | 10.87% | 303,333 | 20,694 | 6.82% | 11,926 | 4.05% |
| Technology Equipment | 200,000 | 39,130 | 19.57% | 209,280 | 5,049 | 2.41% | 34,081 | 17.15% |
| Student Activity | 100,000 | 37,741 | 37.74% | 96,799 | 14,466 | 14.94% | - | 22.80% |
| Vehicles | 240,000 | 80,653 | 33.61% | 5,080 | - | 0.00% | 80,653 | 33.61% |
| School Buses | 1,278,159 | 10,100 | 0.79% | 1,159,675 | - | 100.00% | 10,100 | -99.21% |
| TOTAL CAPITAL OUTLAY | 2,669,637 | 295,466 | 11.07% | 2,915,272 | 1,527,733 | 52.40% | (1,232,267) | -41.34% |
| BOND ISSUE EXPENDITURES | 10,445,285 | 6,656,622 | 63.73% | 20,886,166 | 7,622,374 | 36.49% | (965,752) | 27.23% |
| CAPITAL FUND - BUS LEASES | 331,474 | 45,808 | 13.82% | 328,980 | 47,032 | 14.30% | (1,224) | -0.48% |
| DEBT SERVICE - GO BONDS | 24,383,598 | 3,607,505 | 14.79% | 30,288,090 | - | 0.00% | 3,607,505 | 14.79% |
| GRAND TOTAL EXPENSES | 275,052,701 | 38,210,219 | 13.89% | 288,945,228 | 29,139,015 | 10.08% | 9,071,204 | 3.81% |

**FOOD SERVICE
STATEMENT OF INCOME AND EXPENSE
August 31, 2018**

| | | <u>BUDGET FY2018</u> | <u>CURRENT MONTH</u> | <u>YTD August 2019</u> | <u>% EXPENDED</u> | <u>PRIOR YEAR ACTUAL 2018</u> | <u>PRIOR YEAR TO DATE August 2017</u> | <u>PRIOR YEAR % EXPENDED</u> |
|--------------------------------------|--------|--------------------------|--------------------------|----------------------------|-------------------|-----------------------------------|---|----------------------------------|
| RESERVE FOOD SERVICE SURPLUS | -70.6% | | \$108,211 | \$108,211 | | \$135,350 | \$368,531 | |
| INCOME | | | | | | | | |
| LOCAL | 15.7% | 4,070,811 | \$332,883 | \$332,883 | 8.18% | \$4,209,014 | \$287,826 | 6.84% |
| STATE | 4.5% | 38,039 | \$1,598 | \$1,598 | 4.20% | \$23,694 | \$1,530 | 6.46% |
| FEDERAL | 7.2% | 2,112,600 | \$144,863 | \$144,863 | 6.86% | \$2,141,863 | \$135,141 | 6.31% |
| TOTAL INCOME | 12.9% | 6,221,450 | \$479,344 | \$479,344 | 7.70% | \$6,374,571 | \$424,497 | 6.66% |
| COST OF GOODS SOLD: | | | | | | | | |
| Beginning Inventory | 26.3% | | \$167,832 | \$167,832 | | \$132,849 | \$132,849 | 100.00% |
| Add: Purchases-Food | 1.9% | 3,000,000 | \$205,176 | \$205,176 | 6.84% | \$2,590,905 | \$201,399 | 7.77% |
| Purchases-Other | -15.6% | 236,280 | \$25,990 | \$25,990 | 11.00% | \$186,290 | \$30,780 | 16.52% |
| Goods Available | 9.3% | | \$398,998 | \$398,998 | | \$2,910,044 | \$365,028 | 12.54% |
| Less: Ending Inventory | 5.7% | | \$293,973 | \$293,973 | | \$167,832 | \$278,153 | 165.73% |
| TOTAL COST OF GOODS | 20.9% | 3,236,280 | \$105,025 | \$105,025 | 3.25% | \$2,742,212 | \$86,875 | 3.17% |
| GROSS MARGIN | 10.9% | \$2,985,170 | \$374,320 | \$374,320 | 12.54% | \$3,632,360 | \$337,623 | 9.29% |
| OPERATION COSTS: | | | | | | | | |
| Salaries | 154.4% | 2,144,495 | \$168,988 | \$168,988 | 7.88% | \$2,359,241 | \$66,437 | 2.82% |
| Fringe Benefits | 81.8% | 1,227,870 | \$42,510 | \$42,510 | 3.46% | \$1,176,834 | \$23,384 | 1.99% |
| Purchased Services | -8.1% | 91,716 | \$6,877 | \$6,877 | 7.50% | \$60,690 | \$7,487 | 12.34% |
| Operating Supplies | -31.0% | 68,955 | \$15,483 | \$15,483 | 22.45% | \$53,316 | \$22,450 | 42.11% |
| Credit for Services | -65.7% | (100,000) | (\$4,472) | (\$4,472) | 4.47% | (\$128,799) | (\$13,028) | 10.12% |
| Total Operating Costs | 114.9% | 3,433,036 | \$229,385 | \$229,385 | 6.68% | \$3,521,281 | \$106,730 | 3.03% |
| INCOME (LOSS) FROM OPERATIONS | -37.2% | (447,866) | \$144,935 | \$144,935 | | \$111,078 | \$230,893 | 207.87% |
| EQUIPMENT | | 200,000 | \$0 | \$0 | 0.00% | \$138,218 | \$0 | 0.00% |
| RESERVE FOOD SERVICE SURPLUS | -57.8% | | \$253,146 | \$253,146 | | \$108,211 | \$599,424 | 553.94% |

**Parkway School District
Building Location Recap Report**

Fiscal Year 2019 Through Period 2 Run Date: 10-03-2018 @ 08:33:18

| | Budget | Expended | Encumbrances | Unexpended |
|------------------------------------|---------------------|-------------------|---------------------|---------------------|
| FERN RIDGE HIGH | 16,400.00 | 1,152.92 | 0.00 | 15,247.08 |
| CENTRAL HIGH | 255,020.00 | 33,206.96 | 50,849.53 | 170,963.51 |
| NORTH HIGH | 215,685.00 | 23,689.22 | 32,205.71 | 159,790.07 |
| WEST HIGH | 288,845.00 | 71,555.99 | 40,973.43 | 176,315.58 |
| SOUTH HIGH | 343,170.00 | 43,156.06 | 65,822.64 | 234,191.30 |
| SOUTHWEST MIDDLE | 102,357.00 | 11,529.58 | 23,585.19 | 67,242.23 |
| CENTRAL MIDDLE | 135,252.00 | 20,710.59 | 13,416.43 | 101,124.98 |
| NORTHEAST MIDDLE | 136,017.00 | 22,106.37 | 10,269.12 | 103,641.51 |
| SOUTH MIDDLE | 90,423.00 | 14,364.35 | 6,295.91 | 69,762.74 |
| WEST MIDDLE | 169,371.00 | 24,231.50 | 34,146.12 | 110,993.38 |
| BARRETS ELEM. | 55,096.00 | 17,843.54 | 1,934.09 | 35,318.37 |
| BELLERIVE ELEM. | 52,682.00 | 9,147.69 | 8,461.27 | 35,073.04 |
| CARMAN TRAILS ELEM. | 62,338.00 | 15,521.31 | 9,773.07 | 37,043.62 |
| CLAYMONT ELEM. | 69,864.00 | 19,810.73 | 10,686.54 | 39,366.73 |
| CRAIG ELEM. | 69,012.00 | 22,909.34 | 11,444.69 | 34,657.97 |
| GREEN TRAILS ELEM. | 59,498.00 | 15,671.27 | 2,695.62 | 41,131.11 |
| HANNA WOODS ELEM. | 65,036.00 | 18,407.27 | 8,305.15 | 38,323.58 |
| HENRY ELEM. | 86,194.00 | 1,132.43 | 3,609.79 | 81,451.78 |
| HIGHCROFT ELEM. | 50,694.00 | -4,789.06 | 8,625.05 | 46,858.01 |
| MASON RIDGE ELEM. | 67,450.00 | 14,635.66 | 1,894.20 | 50,920.14 |
| MCKELVEY ELEM. | 93,669.00 | 18,388.69 | 8,257.27 | 67,023.04 |
| OAK BROOK ELEM. | 74,266.00 | 18,849.00 | 9,282.80 | 46,134.20 |
| PIERREMONT ELEM. | 60,776.00 | 13,519.79 | 9,031.13 | 38,225.08 |
| RIVER BEND ELEM. | 66,030.00 | 17,522.33 | 2,652.84 | 45,854.83 |
| ROSS ELEM. | 48,422.00 | 13,556.15 | 6,218.11 | 28,647.74 |
| SORRENTO SPRINGS ELEM. | 37,346.00 | 5,408.24 | 5,363.22 | 26,574.54 |
| SHENANDOAH VALLEY ELEM. | 67,166.00 | 13,793.17 | 8,255.06 | 45,117.77 |
| WREN HOLLOW ELEM. | 56,516.00 | 13,376.73 | 17,751.25 | 25,388.02 |
| Grand Total for Funds 10-12 | 2,862,892.00 | 505,435.52 | 398,800.25 | 1,958,656.23 |
| Grand Total for Fund 20 | 0.00 | 0.00 | 0.00 | 0.00 |
| Grand Total for Fund 30 | 0.00 | 0.00 | 0.00 | 0.00 |
| Grand Total for Funds 40-41 | 31,703.00 | 4,972.30 | 13,004.98 | 13,725.72 |
| Grand Total All | 2,894,595.00 | 510,407.82 | 411,805.23 | 1,972,381.95 |

**Parkway School District
Consolidated Budget - Programs Recap Report**

Fiscal Year 2019 Through Period 2 Run Date: 10-03-2018 @ 08:36:21

| | Budget | Expended | Encumbrances | Unexpended |
|---------------------------------|----------------|-----------------|---------------------|-------------------|
| SPECIAL READING | 17,871.00 | 4,462.34 | 527.59 | 12,881.07 |
| COMM ARTS | 183,156.00 | 57,810.03 | 7,492.63 | 117,853.34 |
| MATHEMATICS | 79,128.00 | 7,094.91 | 3,098.74 | 68,934.35 |
| FINE ARTS | 372,620.00 | 39,629.11 | 24,275.27 | 308,715.62 |
| PHYSICAL EDUCATION | 59,757.00 | 18,474.40 | 7,051.40 | 34,231.20 |
| SCIENCE | 117,050.00 | 7,865.56 | 4,589.32 | 104,595.12 |
| SOCIAL STUDIES | 106,597.00 | 10,081.61 | 24,775.11 | 71,740.28 |
| INSTRUCTIONAL TECHNOLOGY | 102,875.00 | 9,800.36 | 8,215.61 | 84,859.03 |
| GUIDANCE | 26,276.00 | 1,644.72 | 280.00 | 24,351.28 |
| ART | 135,877.00 | 46,342.22 | 17,435.57 | 72,099.21 |
| BLDG ADMIN SERVICES | 1,641,136.00 | 243,511.43 | 178,741.98 | 1,218,882.59 |
| AUDIO VISUAL SERVICES | 13,180.00 | 541.08 | 250.00 | 12,388.92 |
| BUSINESS EDUCATION | 43,102.00 | 2,960.98 | 2,050.00 | 38,091.02 |
| MODERN CLASSICAL LANG | 43,204.00 | 2,353.18 | 275.52 | 40,575.30 |
| FAMILY AND CONSUMER SC | 63,600.00 | 770.25 | 22,171.19 | 40,658.56 |
| INDUSTRIAL ARTS | 45,560.00 | 847.62 | 5,933.83 | 38,778.55 |
| STUDENT BODY ACT | 99,414.00 | 40,682.29 | 84,922.31 | -26,190.60 |
| DRIVERS EDUCATION | 920.00 | 53.21 | 0.00 | 866.79 |
| COOP VOC ED | 69,467.00 | 3,610.53 | 2,836.71 | 63,019.76 |
| UNIFIED STUDIES | 2,580.00 | 234.07 | 95.00 | 2,250.93 |
| SPEECH | 26,553.00 | 2,256.72 | 140.00 | 24,156.28 |
| LIBRARY SVCS | 81,072.00 | 13,776.30 | 6,825.03 | 60,470.67 |
| HEALTH ED | 7,051.00 | 609.45 | 0.00 | 6,441.55 |
| EEE CAMP | 123,917.00 | -42,670.43 | 17,280.00 | 149,307.43 |
| GIFTED EDUCATION | 218,386.00 | 37,116.17 | 3,597.42 | 177,672.41 |
| DRUG FREE SCHOOL | 133,408.48 | 8,628.70 | 3,500.00 | 121,279.78 |
| ADC | 619,443.00 | 93,814.29 | 0.00 | 525,628.71 |
| SUMMER SCHOOL | 1,519,475.00 | 116,713.76 | 0.00 | 1,402,761.24 |
| INSTRUCTIONAL STAFFING | 134,878,346.86 | 14,294,024.94 | 0.00 | 120,584,321.9 |
| BLDG LEVEL STAFFING | 17,196,851.00 | 2,634,784.15 | 0.00 | 14,562,066.85 |
| SPECIAL SERVICES | 488,868.00 | 94,726.96 | 0.00 | 394,141.04 |
| ESOL | 17,778.00 | 115.96 | 412.25 | 17,249.79 |
| ATHLETICS | 1,009,781.00 | 158,153.09 | 316,995.50 | 534,632.41 |
| ADULT BASIC EDUCATION | 1,631,285.00 | 177,456.05 | 8,256.22 | 1,445,572.73 |
| SWIM CLUB | 850,596.00 | 109,693.35 | 0.00 | 740,902.65 |
| EARLY CHILDHOOD | 1,714,276.00 | 168,319.49 | 8,045.80 | 1,537,910.71 |
| PRESCHOOLS | 2,138,430.00 | 229,012.32 | 1,004.48 | 1,908,413.20 |
| PARK ROCK COMM ED | 5,000.00 | 1,173.97 | 0.00 | 3,826.03 |

**Parkway School District
Consolidated Budget - Programs Recap Report**

Fiscal Year 2019 Through Period 2 Run Date: 10-03-2018 @ 08:36:21

| | Budget | Expended | Encumbrances | Unexpended |
|---------------------------------------|---------------|-----------------|---------------------|-------------------|
| STUDENT SERVICES | 129,295.00 | 12,131.28 | 0.00 | 117,163.72 |
| PUPIL PERSONNEL | 2,042,806.00 | 285,767.11 | 7,135.80 | 1,749,903.09 |
| HEALTH SERVICES | 2,739,358.00 | 377,689.98 | 2,094.41 | 2,359,573.61 |
| GUIDANCE AND COUNSELING | 197,117.00 | 55,913.95 | 480.00 | 140,723.05 |
| SEB SUPPORT | 11,100.00 | 0.00 | 0.00 | 11,100.00 |
| TEACH LEARN ACCOUNTABILITY | 4,226,382.00 | 513,694.62 | 198,556.83 | 3,514,130.55 |
| PROFESSIONAL LEARNING | 1,349,713.00 | 311,860.19 | 6,135.62 | 1,031,717.19 |
| READING DIAGNOSTICS | 204,345.75 | 16,311.23 | 1,353.28 | 186,681.24 |
| EVALUATION | 267,638.00 | 46,876.89 | 870.35 | 219,890.76 |
| INSTRUC TECH LIBRARY MEDIA | 943,333.00 | 156,045.63 | 42,649.33 | 744,638.04 |
| STUDENT ASSESSMENT | 409,367.00 | 22,162.62 | 59,235.50 | 327,968.88 |
| PROGRESS MONITORING | 817,164.00 | 69,218.20 | 0.00 | 747,945.80 |
| BOARD OF EDUCATION | 183,555.00 | 18,103.29 | 0.00 | 165,451.71 |
| SUPERINTENDENT | 468,647.00 | 83,507.53 | 0.00 | 385,139.47 |
| DISTRICT DUES | 154,100.00 | 99,495.23 | 40,808.22 | 13,796.55 |
| LEGAL SERVICES | 234,000.00 | 12,578.57 | 191,639.00 | 29,782.43 |
| DEPUTY SUPERINTENDENT | 345,571.00 | 50,895.50 | 1,000.00 | 293,675.50 |
| ASST SUPER OF STUDENT SERVICES | 306,123.00 | 43,871.12 | 0.00 | 262,251.88 |
| CHIEF FINANCIAL OFFICER | 312,444.00 | 54,511.98 | 640.28 | 257,291.74 |
| COMMUNICATIONS | 936,952.00 | 214,540.00 | 97,528.50 | 624,883.50 |
| SAFETY SECURITY | 1,330,788.00 | 145,902.80 | 666,126.02 | 518,759.18 |
| SPECIAL PROJECTS | 90,723.00 | 11,221.28 | 0.00 | 79,501.72 |
| FINANCE | 976,163.00 | 156,340.40 | 10,241.84 | 809,580.76 |
| INTERNAL EQUIP FIN | 456,360.00 | 101,219.20 | 364,590.18 | -9,449.38 |
| RISK MGMT | 2,261,532.00 | -352,436.66 | 28,911.33 | 2,585,057.33 |
| FOOD SERVICES | 6,872,016.00 | 460,550.30 | 2,589,785.24 | 3,821,680.46 |
| PURCHASING | 395,962.00 | 72,714.27 | 500.00 | 322,747.73 |
| PRINT SHOP | 28,336.00 | 4,539.62 | 7,552.52 | 16,243.86 |
| SCHOOL STORES | 440,123.00 | 36,271.90 | 135,616.98 | 268,234.12 |
| WAREHOUSE | 1,228,140.00 | 134,872.24 | 842.03 | 1,092,425.73 |
| MAILROOM | 94,053.00 | 11,283.15 | 3,512.10 | 79,257.75 |
| TECHNOLOGY | 7,156,696.00 | 1,511,612.53 | 628,501.45 | 5,016,582.02 |
| HUMAN RESOURCES | 1,118,585.00 | 193,538.97 | 10,917.59 | 914,128.44 |
| TRANSPORTATION | 6,918,901.00 | 427,025.70 | 1,171,090.02 | 5,320,785.28 |
| SSD TRANSPORTATION | 2,782,606.00 | 148,680.21 | 0.00 | 2,633,925.79 |
| FACILITY OPERATIONS | 8,198,278.00 | 1,105,447.12 | 157,624.68 | 6,935,206.20 |
| FACILITY MAINTENANCE | 5,190,547.00 | 761,770.08 | 513,683.35 | 3,915,093.57 |
| GROUNDS MAINTENANCE | 1,941,334.00 | 307,397.76 | 196,808.87 | 1,437,127.37 |

**Parkway School District
Consolidated Budget - Programs Recap Report**

Fiscal Year 2019 Through Period 2 Run Date: 10-03-2018 @ 08:36:21

| | Budget | Expended | Encumbrances | Unexpended |
|------------------------------------|-----------------------|----------------------|----------------------|----------------------------------|
| PLANNING | 1,415,596.48 | 124,046.71 | 242,141.66 | 1,049,408.11 |
| ENVIRONMENTAL SVCS | 747,447.00 | 130,579.95 | 122,970.52 | 493,896.53 |
| FACILITY MANAGEMENT | 752,749.00 | 164,017.58 | 89,339.53 | 499,391.89 |
| SUSTAINABILITY | 5,109,810.00 | 526,174.53 | 3,237,428.93 | 1,346,206.54 |
| 2014 BOND | 15,430,285.00 | 6,656,622.10 | 7,384,342.30 | 1,389,320.60 |
| DEBT SERVICE | 24,400,598.00 | 3,607,505.03 | 6,250.00 | 20,786,842.97 |
| STATE GRANTS | 372,071.50 | 28,060.94 | 0.00 | 344,010.56 |
| FEDERAL GRANTS | 2,513,148.00 | 373,553.06 | 93,648.05 | 2,045,946.89 |
| LOCAL GRANTS | 121,835.11 | 37,981.64 | 509.16 | 83,344.31 |
| | | | | |
| Grand Total for Funds 10-12 | 83,198,779.59 | 9,392,484.56 | 10,119,166.18 | 63,687,128.85 |
| Grand Total for Fund 20 | 154,462,807.59 | 17,967,996.36 | 0.00 | 136,494,811.2₂ |
| Grand Total for Fund 30 | 24,400,598.00 | 3,607,505.03 | 6,250.00 | 20,786,842.97 |
| Grand Total for Funds 40-41 | 18,445,396.00 | 6,960,156.52 | 8,948,719.77 | 2,536,519.71 |
| | | | | |
| Grand Total All | 280,507,581.18 | 37,928,142.47 | 19,074,135.95 | 223,505,302.7₆ |

• **GLOSSARY**

ACCOUNTS PAYABLE - Unpaid amounts currently owed to vendors for goods and services provided.

ACCOUNTS RECEIVABLE - Revenues earned but not yet received by the District.

AMOUNT PROVIDED FOR BOND PRINCIPAL - Amount available to meet current and future bond payments.

AMOUNT TO BE PROVIDED FOR PRINCIPAL AND INTEREST - The amount of funds needed to repay remaining bonded indebtedness. This is a “memo type” entry and does not represent an actual accumulation of cash.

BONDS AND INTEREST PAYABLE - CURRENT - Amount of bond principal and interest payable in future years.

CONSTRUCTION IN PROGRESS - Amounts expended to date on construction projects not completed. When completed, this account is reduced by the total cost of the completed projects.

ENCUMBRANCES - Obligations in the form of purchase orders, contracts, salary commitments, etc. for which a budgeted appropriation has been made.

EQUITY IN GENERAL FIXED ASSETS - Represents the appropriation of funds over a number of years to acquire land, buildings / improvements, and equipment. It is an offset to the respective asset accounts.

FUND BALANCE - The excess of assets over liabilities, which represent the “net worth” of a fund.

FUNDS - The four basic funds and their purposes are:

Capital Projects (Building) - Only capital equipment and building additions / alterations can be charged to this fund. Primary sources of revenue are property / delinquent taxes, building leases, investment income and sale of bonds.

Debt Service - Bond principal, interest and fees associated with the issue and redemption of bonds are the only expenses chargeable to this fund. Primary sources of revenue are property / delinquent taxes and investment income.

General (Incidental) - Expenses not specifically chargeable to other funds are charged to this fund. Primary sources of revenue are property / delinquent taxes, sales tax, investment income, minimum guarantee, VST, textbook, transportation and food service.

Special Revenue (Teachers) - Only salaries for certificated personnel and the cost medical / dental / vision / life insurance can be charged to this fund. Primary sources of revenue are property / delinquent taxes, investment income, state utility tax, minimum guarantee and VST.

INVENTORIES - Value of consumables purchased for future use.

PREPAID EXPENSES - Services paid for in advance of use (e.g. insurance).

RESERVE - Portion of the fund balance which is segregated for a future use and, therefore, not available for future appropriation.

RESERVE FOR BUDGETED ENCUMBRANCE - Funds budgeted and encumbered but not yet spent.

RESTRICTED RESERVE - Balances in the General Fund or Capital Projects Fund restricted as to the use (e.g. future medical / dental benefits) or unspent bond issue funds.

UNREALIZED REVENUES - Revenues budgeted but not yet realized.

UNSPENT BUDGETED FUNDS - Funds budgeted but not expended or encumbered.



FOR MONTH OF: AUGUST - FY19

Attached is a list (alphabetical by vendor) of purchase orders and order for payments \$500 to \$15,000 and \$15,000 + which the administration has approved in accordance with Policy #DJEBP

Reports per DIC.BP

c: Patty Bedborough, Brian Whittle, Erik Lueders

ORDER FOR PAYMENT

\$500 - \$15,000

AUGUST - FY19

| VENDOR NAME | DOCUMENT | INVOICE | VOUCHER | WARRANT | CHECK | AMOUNT |
|----------------------|----------|---------------------|---------|---------|---------------|---------------------|
| EUREKA HIGH SCHOOL | 325562 | E-JV GOLF ENTRY | 408963 | EARLY | 480516 | \$ 500.00 |
| KANSAS/MISSOURI | 321664 | EKMSLF2018-19 | 404972 | EARLY | 479466 | \$ 500.00 |
| UNITED WAY | 324278 | E08232018 | 407651 | EARLY | 480310 | \$ 500.00 |
| SCHAEFER PIANO SERVI | 325192 | E-8-17/22-18 P WEST | 408582 | REG | 480706 | \$ 504.00 |
| PRIVITT, ALLISON | 323384 | E - 071318 TVL | 406739 | REG | 480692 | \$ 510.34 |
| SAMUEL FRENCH INC | 325541 | E 620372 | 408942 | EARLY | 480555 | \$ 525.00 |
| PARKWAY SCHOOL DISTR | 324490 | E-REIMB CAMP INV | 407868 | EARLY | 480263 | \$ 525.00 |
| CHARACTER STRONG | 325182 | E-1925 | 408572 | REG | 480613 | \$ 558.40 |
| SCHWEISS, KATHLEEN | 324993 | ESCHWEISS082718 | 408376 | REG | 480709 | \$ 573.00 |
| FRANKLIN COVEY | 322391 | EIS10035456 | 405722 | REG | 480063 | \$ 575.00 |
| CORPORATE SEASONINGS | 322319 | E8518 | 405648 | REG | 479603 | \$ 575.50 |
| IMAGE SOLUTIONS USA | 324454 | E100776 | 407825 | REG | 480399 | \$ 581.29 |
| HEAVY DUTY TOOLS INC | 321932 | E1089841 | 405257 | REG | 479623 | \$ 597.00 |
| HUDL | 324275 | E-INV00314357 | 407648 | REG | 480397 | \$ 600.00 |
| OVERHEAD DOOR | 321992 | EACR/80687 | 405316 | EARLY | 479478 | \$ 609.00 |
| GUITAR CENTER | 323250 | EINVO12446722 | 406594 | REG | 480386 | \$ 626.15 |
| WINNING STREAK | 322010 | E94769 | 405331 | EARLY | 479750 | \$ 629.00 |
| MIDWEST SHEET MUSIC | 324430 | E 102597 | 407805 | REG | 480437 | \$ 634.14 |
| SCHOLASTIC | 322289 | EW3949079BF | 405618 | EARLY | 479732 | \$ 646.36 |
| WINNING STREAK | 323535 | E-89028 | 406894 | EARLY | 479994 | \$ 668.75 |
| SECURITY EQUIPMENT S | 323413 | ED74831 | 406771 | EARLY | 479975 | \$ 683.50 |
| SITEONE LANDSCAPE SU | 322288 | E87232135 | 405616 | EARLY | 479735 | \$ 686.33 |
| UNITED REFRIGERATION | 323417 | E63859402-00 | 406775 | EARLY | 479990 | \$ 700.00 |
| MIDWEST SHEET MUSIC | 324428 | E 102633 | 407803 | REG | 480437 | \$ 718.20 |
| ROBERT BROOKE & ASSO | 321930 | E136342 | 405255 | REG | 479650 | \$ 742.00 |
| PROJECT LEAD THE WAY | 323560 | E148194 | 406922 | EARLY | 480544 | \$ 750.00 |
| NATIONAL FOOTBALL | 323840 | E-PKWY WEST | 407204 | REG | 480445 | \$ 750.00 |
| RACKET MAN | 321654 | E-DUC422337 | 404962 | EARLY | 479490 | \$ 756.00 |
| JOURNEY EDUCATION MA | 321966 | E_10247121 | 405277 | EARLY | 479697 | \$ 770.60 |
| UMB PCARD ONE TIME | 324671 | E-JULY11_18@3:34 PM | 408050 | PCARD | 0 | \$ 773.84 |
| TKO DJ'S | 325437 | E-75552-A | 408833 | EARLY | 480568 | \$ 799.00 |
| YOUNG ENTERPRENEUR | 322311 | E730181 | 405640 | REG | 479856 | \$ 800.00 |
| MJP PROMOTIONS LLC | 324488 | E5376 | 407865 | REG | 480439 | \$ 808.97 |
| IMAGE SOLUTIONS USA | 322447 | E101818 | 405777 | REG | 480087 | \$ 828.44 |
| CENTRAL MISSOURI PIZ | 324261 | E-1041024 | 407632 | EARLY | 480204 | \$ 843.00 |
| IMAGE SOLUTIONS USA | 325674 | E 101818 | 409073 | REG | 480646 | \$ 868.22 |
| UNIVERSAL CREATIVE C | 323251 | E45410 | 406595 | REG | 480170 | \$ 885.30 |
| ST. LOUIS CNTY TRE | 325474 | EI1541 | | EARLY | 480564 | \$ 900.00 |
| START 2 SEW | 325667 | E1219 | 409066 | REG | 480719 | \$ 919.53 |
| SPARTAN TOOL LLC | 321946 | E582684 | 405271 | REG | 479847 | \$ 924.75 |
| BERKELEY LUMBER | 321913 | E47101 | 405237 | REG | 479586 | \$ 966.00 |
| MIDWEST SHEET MUSIC | 324426 | E 102559 | 407800 | REG | 480671 | \$ 997.37 |
| | | | | | TOTAL: | \$ 29,308.98 |

PURCHASE ORDERS

\$500 - \$15,000

August FY 19

| PO# | Vendor Name | PO Date | Order Amount | Balance | Status | 1st GL Account |
|----------|-----------------|------------|--------------|--------------|-------------|---------------------|
| 85190158 | ACCURATE ASPHAL | 08/08/2018 | \$ 14,521.00 | \$ - | 0 - Closed | 10255AIS-6332 |
| 62190106 | ACT INC | 08/13/2018 | \$ 9,160.00 | \$ 9,160.00 | 8 - Printed | 10213055-6412 |
| 32190001 | AMAZON | 08/16/2018 | \$ 500.00 | \$ 467.01 | 8 - Printed | 10213119-6411 |
| 62190068 | AMAZON | 08/01/2018 | \$ 631.35 | \$ 631.35 | 8 - Printed | 10113680-6431 |
| 85190157 | AMAZON | 08/08/2018 | \$ 1,000.00 | \$ 957.39 | 8 - Printed | 10255AJP-6411 |
| 96190000 | AMAZON | 08/13/2018 | \$ 1,000.00 | \$ 1,000.00 | 8 - Printed | 10234189-6411 |
| 62190104 | AMAZON | 08/13/2018 | \$ 1,302.80 | \$ - | 0 - Closed | 10228112-6431-02003 |
| 62190103 | AMAZON | 08/13/2018 | \$ 1,500.00 | \$ 1,500.00 | 8 - Printed | 10221309-6411 |
| 62190160 | AMAZON | 08/29/2018 | \$ 1,580.96 | \$ 1,580.96 | 8 - Printed | 10228113-6411-02003 |
| 62190120 | AMAZON | 08/16/2018 | \$ 3,200.00 | \$ 1,233.98 | 8 - Printed | 10138820-6411-33200 |
| 75190022 | AMAZON | 08/15/2018 | \$ 3,499.00 | \$ 2,853.81 | 8 - Printed | 10255294-6411 |
| 48190131 | AMERICAN BURGLA | 08/28/2018 | \$ 1,320.00 | \$ 1,320.00 | 8 - Printed | 40406147-6521-00049 |
| 85190195 | AMERICAN BURGLA | 08/28/2018 | \$ 1,949.93 | \$ 1,949.93 | 8 - Printed | 40255044-6521 |
| 85190156 | AMERICAN BURGLA | 08/08/2018 | \$ 5,000.00 | \$ 5,000.00 | 8 - Printed | 102550FB-6332 |
| 83190015 | AMIGOS LIBRARY | 08/08/2018 | \$ 2,627.70 | \$ - | 0 - Closed | 10223650-6451 |
| 58190047 | ANDRE'S BANQUET | 08/13/2018 | \$ 2,737.50 | \$ 2,737.50 | 8 - Printed | 11149382-6411-08155 |
| 58190045 | ANDYMARK, INC | 08/13/2018 | \$ 1,500.00 | \$ 1,500.00 | 8 - Printed | 11149365-6411-08917 |
| 63190078 | AOS-ALEXANDER O | 08/01/2018 | \$ 1,237.50 | \$ - | 0 - Closed | 10235010-6316 |
| 63190079 | AOS-ALEXANDER O | 08/01/2018 | \$ 1,350.00 | \$ - | 0 - Closed | 10235010-6316 |
| 63190111 | APPLE INC. | 08/24/2018 | \$ 7,494.00 | \$ 7,494.00 | 8 - Printed | 41149780-6543-09872 |
| 63190123 | APPOINTLINK POR | 08/30/2018 | \$ 2,000.00 | \$ 2,000.00 | 8 - Printed | 10235010-6316 |
| 63190087 | APPOINTLINK POR | 08/08/2018 | \$ 3,500.00 | \$ - | 0 - Closed | 10235010-6316 |
| 58190067 | ARBOR SCIENTIFI | 08/22/2018 | \$ 556.65 | \$ 556.65 | 8 - Printed | 10111BR0-6411 |
| 62190075 | ARCH FORD EDUCA | 08/03/2018 | \$ 619.38 | \$ - | 0 - Closed | 10113363-6411 |
| 92190007 | ARCHITECTNOW, L | 08/29/2018 | \$ 3,400.00 | \$ 3,400.00 | 8 - Printed | 10162710-6412-02000 |
| 56190023 | ART OF ENTERTAI | 08/03/2018 | \$ 596.15 | \$ 596.15 | 8 - Printed | 102410CA-6411 |
| 63190102 | ASSETGENIE, INC | 08/20/2018 | \$ 800.00 | \$ - | 0 - Closed | 10-1617 |
| 63190077 | ASSETGENIE, INC | 08/01/2018 | \$ 4,225.00 | \$ - | 0 - Closed | 10-1617 |
| 48190116 | AUTOMATIC CONTR | 08/20/2018 | \$ 2,434.92 | \$ 2,434.92 | 8 - Printed | 40406126-6521-00019 |
| 61190014 | AUTOMATIC CONTR | 08/29/2018 | \$ 6,636.50 | \$ - | 0 - Closed | 10255979-6319 |
| 48190106 | AUTOMATIC CONTR | 08/15/2018 | \$ 7,849.53 | \$ 7,849.53 | 8 - Printed | 40406089-6521-00071 |
| 85190147 | AUTOMATIC CONTR | 08/01/2018 | \$ 10,000.00 | \$ 9,983.35 | 8 - Printed | 102550DX-6411 * |
| 97190045 | AUTOMOTIVE TECH | 08/09/2018 | \$ 500.00 | \$ 305.00 | 8 - Printed | 10051410-6411 |
| 56190046 | B & B AQUATICS | 08/23/2018 | \$ 668.00 | \$ 668.00 | 8 - Printed | 11149359-6411-09416 |
| 63190091 | B & H FOTO & EL | 08/09/2018 | \$ 835.77 | \$ - | 0 - Closed | 10241945-6412 |
| 48190088 | B & H FOTO & EL | 08/08/2018 | \$ 1,859.00 | \$ - | 0 - Closed | 40116010-6542-00019 |
| 62190105 | B & H FOTO & EL | 08/13/2018 | \$ 2,959.68 | \$ 2,959.68 | 8 - Printed | 10138820-6412-42701 |
| 63190104 | B & H FOTO & EL | 08/20/2018 | \$ 3,084.40 | \$ 3,084.40 | 8 - Printed | 10111AOW-6412 |
| 85190185 | BADE ROOFING CO | 08/21/2018 | \$ 14,500.00 | \$ 13,824.50 | 8 - Printed | 102550EV-6332 |
| 62190100 | BARAKAT, DINA | 08/13/2018 | \$ 1,800.00 | \$ - | 0 - Closed | 10228045-6391-02052 |
| 58190073 | BARNES, ERIC | 08/27/2018 | \$ 700.00 | \$ 700.00 | 8 - Printed | 11149365-6411-08528 |
| 97190051 | BEALMANN, RICHA | 08/30/2018 | \$ 500.00 | \$ 500.00 | 8 - Printed | 10255751-6411-04150 |
| 43190016 | BELSON OUTDOORS | 08/17/2018 | \$ 1,795.21 | \$ 1,795.21 | 8 - Printed | 10111AXA-6411 |
| 73190022 | BETZ GOLF CENTE | 08/09/2018 | \$ 1,900.00 | \$ 1,900.00 | 8 - Printed | 10142400-6319 |
| 56190050 | BEYERS LUMBER C | 08/24/2018 | \$ 1,000.00 | \$ 1,000.00 | 8 - Printed | 11149342-6411-07696 |

| PO# | Vendor Name | PO Date | Order Amount | Balance | Status | 1st GL Account |
|----------|-----------------|------------|--------------|--------------|-------------|---------------------|
| 48190100 | BIRKEL ELECTRIC | 08/13/2018 | \$ 860.00 | \$ 860.00 | 8 - Printed | 40406102-6521-00059 |
| 48190086 | BIRKEL ELECTRIC | 08/08/2018 | \$ 1,035.00 | \$ 1,035.00 | 8 - Printed | 40406126-6521-00019 |
| 48190105 | BIRKEL ELECTRIC | 08/15/2018 | \$ 1,790.00 | \$ 1,790.00 | 8 - Printed | 40406126-6521-00019 |
| 48190087 | BIRKEL ELECTRIC | 08/08/2018 | \$ 5,710.00 | \$ 5,710.00 | 8 - Printed | 40406126-6521-00019 |
| 85190186 | BIRKEL ELECTRIC | 08/21/2018 | \$ 14,000.00 | \$ 14,000.00 | 8 - Printed | 102550FE-6332 |
| 85190159 | BI-STATE POOLS | 08/08/2018 | \$ 3,489.76 | \$ - | 0 - Closed | 102550FP-6332 |
| 48190090 | BI-STATE ROOF S | 08/08/2018 | \$ 2,144.30 | \$ 2,144.30 | 8 - Printed | 40406139-6521-00063 |
| 85190155 | BI-STATE UTILIT | 08/08/2018 | \$ 2,680.00 | \$ 2,680.00 | 8 - Printed | 10255AIM-6332 |
| 56190054 | BLICK ART MATER | 08/29/2018 | \$ 882.41 | \$ 882.41 | 8 - Printed | 10111BNP-6411 |
| 58190040 | BLICK ART MATER | 08/03/2018 | \$ 902.06 | \$ 392.10 | 8 - Printed | 10111BRN-6411 |
| 58190041 | BLICK ART MATER | 08/03/2018 | \$ 2,044.72 | \$ - | 0 - Closed | 10111BRN-6411 |
| 50190054 | BLICK ART MATER | 08/29/2018 | \$ 3,499.00 | \$ 3,499.00 | 8 - Printed | 11149308-6411-07208 |
| 62190069 | BOOKSOURCE INC | 08/01/2018 | \$ 1,429.00 | \$ - | 0 - Closed | 10113091-6431 |
| 33190000 | BOWMAN'S MAILIN | 08/17/2018 | \$ 1,500.00 | \$ 1,012.10 | 8 - Printed | 10255532-6411 |
| 33190001 | BOWMAN'S MAILIN | 08/17/2018 | \$ 2,500.00 | \$ 2,500.00 | 8 - Printed | 10255522-6334 |
| 22190015 | BRAINPOP | 08/27/2018 | \$ 1,910.00 | \$ 1,910.00 | 8 - Printed | 10111AOW-6412 |
| 15190019 | BRAINPOP | 08/13/2018 | \$ 2,395.00 | \$ 2,395.00 | 8 - Printed | 10111AGS-6412 |
| 56190059 | BRANDT & SONS A | 08/31/2018 | \$ 500.00 | \$ 500.00 | 8 - Printed | 10131273-6411 |
| 81190035 | CALLIER'S CATER | 08/09/2018 | \$ 2,336.80 | \$ - | 0 - Closed | 10255305-6411 |
| 58190074 | CAROLINA BIOLOG | 08/27/2018 | \$ 1,000.00 | \$ 1,000.00 | 8 - Printed | 11149365-6411-07304 |
| 85190184 | CARROLL SEATING | 08/21/2018 | \$ 6,500.00 | \$ 6,500.00 | 8 - Printed | 102550FJ-6332 |
| 56190053 | CASUAL TEES | 08/29/2018 | \$ 508.00 | \$ 508.00 | 8 - Printed | 11149342-6411-07696 |
| 56190025 | CASUAL TEES | 08/07/2018 | \$ 550.00 | \$ - | 0 - Closed | 11149342-6411-08904 |
| 46190024 | CASUAL TEES | 08/07/2018 | \$ 844.00 | \$ - | 0 - Closed | 10241976-6411 |
| 85190153 | CATCO | 08/08/2018 | \$ 3,244.00 | \$ - | 0 - Closed | 10-2150 |
| 63190094 | CDW-G | 08/13/2018 | \$ 974.91 | \$ - | 0 - Closed | 11149342-6412-08952 |
| 63190122 | CDW-G | 08/30/2018 | \$ 996.26 | \$ 996.26 | 8 - Printed | 10235330-6412 |
| 63190084 | CDW-G | 08/08/2018 | \$ 1,005.48 | \$ - | 0 - Closed | 10225400-6412-04604 |
| 63190121 | CDW-G | 08/30/2018 | \$ 1,079.00 | \$ 1,079.00 | 8 - Printed | 10225400-6412-04604 |
| 34190005 | CDW-G | 08/27/2018 | \$ 1,327.99 | \$ 1,327.99 | 8 - Printed | 10255411-6411 |
| 62190066 | CDW-G | 08/01/2018 | \$ 2,233.16 | \$ 2,233.16 | 8 - Printed | 10138343-6411-42701 |
| 62190158 | CDW-G | 08/29/2018 | \$ 2,706.00 | \$ 2,706.00 | 8 - Printed | 10138470-6411-33200 |
| 63190093 | CDW-G | 08/13/2018 | \$ 3,144.60 | \$ 3,144.60 | 8 - Printed | 10235410-6412 |
| 63190110 | CDW-G | 08/24/2018 | \$ 4,085.80 | \$ 4,085.80 | 8 - Printed | 10-1617 |
| 92190005 | CENGAGE LEARNIN | 08/01/2018 | \$ 758.00 | \$ - | 0 - Closed | 10162014-6431-02001 |
| 62190118 | CENGAGE LEARNIN | 08/16/2018 | \$ 9,720.00 | \$ 9,720.00 | 8 - Printed | 10138331-6431-42701 |
| 50190042 | CENTRAL MISSOUR | 08/22/2018 | \$ 1,303.90 | \$ 1,303.90 | 8 - Printed | 11149309-6411-09208 |
| 62190102 | CHESTERFIELD MO | 08/13/2018 | \$ 4,000.00 | \$ 4,000.00 | 8 - Printed | 10138346-6333-42701 |
| 92190006 | CHICAGO DISTRIB | 08/09/2018 | \$ 734.40 | \$ 734.40 | 8 - Printed | 10162014-6431-02001 |
| 48190111 | CI SELECT | 08/17/2018 | \$ 2,350.00 | \$ 2,350.00 | 8 - Printed | 40406107-6521-00065 |
| 48190085 | CI SELECT | 08/08/2018 | \$ 7,940.00 | \$ - | 0 - Closed | 40406035-6521-00065 |
| 73190020 | CITY OF BALLWIN | 08/09/2018 | \$ 2,600.00 | \$ 2,600.00 | 8 - Printed | 10142380-6319 |
| 62190067 | CODECOMBAT INC. | 08/01/2018 | \$ 7,000.00 | \$ - | 0 - Closed | 10138008-6431-33200 |
| 54190062 | COMMUNITY COFFE | 08/23/2018 | \$ 1,000.00 | \$ 1,000.00 | 8 - Printed | 11149321-6411-07562 |
| 62190090 | COOPERATIVE EDU | 08/09/2018 | \$ 1,700.00 | \$ - | 0 - Closed | 10223296-6371 |
| 50190021 | COSTUMER | 08/03/2018 | \$ 700.00 | \$ 700.00 | 8 - Printed | 11149308-6411-07696 |
| 50190027 | COSTUMER | 08/07/2018 | \$ 2,000.00 | \$ 2,000.00 | 8 - Printed | 11149308-6411-08528 |
| 2190047 | COUGHLAN COMPAN | 08/30/2018 | \$ 958.50 | \$ 958.50 | 8 - Printed | 10111470-6411 |
| 73190024 | CRESCENT FARMS | 08/09/2018 | \$ 3,200.00 | \$ 3,200.00 | 8 - Printed | 10142400-6319 |

| PO# | Vendor Name | PO Date | Order Amount | Balance | Status | 1st GL Account |
|----------|-----------------|------------|--------------|--------------|-------------|---------------------|
| 58190060 | CRESCENT FARMS | 08/21/2018 | \$ 10,357.02 | \$ - | 0 - Closed | 11149364-6391-08365 |
| 73190023 | CREVE COEUR REC | 08/09/2018 | \$ 4,800.00 | \$ 4,800.00 | 8 - Printed | 10142120-6319 |
| 73190021 | CRYSTAL SPRINGS | 08/09/2018 | \$ 1,000.00 | \$ 1,000.00 | 8 - Printed | 10142120-6319 |
| 62190101 | DACUS, JULIE | 08/13/2018 | \$ 1,800.00 | \$ - | 0 - Closed | 10228045-6391-02052 |
| 50190035 | DAKTRONICS INC | 08/13/2018 | \$ 890.00 | \$ 890.00 | 8 - Printed | 10141230-6411 |
| 63190095 | DATA2 CORPORATI | 08/13/2018 | \$ 2,290.50 | \$ - | 0 - Closed | 10235330-6412-04604 |
| 79190007 | DATAKEEPER TECH | 08/24/2018 | \$ 1,100.00 | \$ - | 0 - Closed | 10352360-6371-04311 |
| 58190064 | DECA - MEMBERSH | 08/22/2018 | \$ 1,750.00 | \$ 1,750.00 | 8 - Printed | 11149378-6371-07672 |
| 43190013 | DEMCO INC | 08/01/2018 | \$ 545.12 | \$ 545.12 | 8 - Printed | 10221102-6411 |
| 64190003 | DEPT OF LABOR & | 08/13/2018 | \$ 1,710.88 | \$ - | 0 - Closed | 10255317-6271-05000 |
| 63190103 | DEVICWEAR LLC | 08/20/2018 | \$ 2,041.20 | \$ 2,041.20 | 8 - Printed | 10225400-6412-04604 |
| 85190154 | DIERBERGS MARKE | 08/08/2018 | \$ 500.00 | \$ 500.00 | 8 - Printed | 10255AJP-6411 |
| 41190006 | DIERBERGS MARKE | 08/09/2018 | \$ 500.00 | \$ 447.06 | 8 - Printed | 10241899-6411 |
| 50190026 | DIERBERGS MARKE | 08/07/2018 | \$ 2,000.00 | \$ 2,000.00 | 8 - Printed | 11149309-6411-07992 |
| 56190037 | DIERBERGS MARKE | 08/17/2018 | \$ 2,000.00 | \$ 1,866.69 | 8 - Printed | 10131266-6411 |
| 50190053 | DIERBERGS MARKE | 08/28/2018 | \$ 3,499.00 | \$ 3,448.03 | 8 - Printed | 10131209-6411 |
| 48190119 | DRAPERIES BY MO | 08/24/2018 | \$ 1,275.00 | \$ 1,275.00 | 8 - Printed | 40406126-6521-00019 |
| 48190083 | DRAPERIES BY MO | 08/08/2018 | \$ 1,283.04 | \$ 1,283.04 | 8 - Printed | 40406107-6521-00060 |
| 48190104 | DRAPERIES BY MO | 08/15/2018 | \$ 4,349.78 | \$ 4,349.78 | 8 - Printed | 40406097-6521-00058 |
| 48190103 | DRAPERIES BY MO | 08/15/2018 | \$ 6,525.87 | \$ 6,525.87 | 8 - Printed | 40406163-6521-00056 |
| 85190183 | DUCT SYSTEMS,IN | 08/21/2018 | \$ 14,500.00 | \$ 14,500.00 | 8 - Printed | 102550FG-6332 |
| 85190178 | DUCT SYSTEMS,IN | 08/20/2018 | \$ 14,708.00 | \$ 14,708.00 | 8 - Printed | 102550FG-6332 |
| 81190039 | DUTCH HOLLOW SE | 08/21/2018 | \$ 9,000.00 | \$ 9,000.00 | 8 - Printed | 10052440-6411 |
| 76190006 | EAB GLOBAL, INC | 08/09/2018 | \$ 12,862.50 | \$ - | 0 - Closed | 10234075-6371 |
| 58190065 | EDUCATIONPLUS | 08/22/2018 | \$ 3,131.40 | \$ - | 0 - Closed | 102410CR-6312 |
| 82190026 | EDUCATIONPLUS | 08/28/2018 | \$ 5,000.00 | \$ 5,000.00 | 8 - Printed | 10255ACX-6411 |
| 82190022 | EDUCATIONPLUS | 08/09/2018 | \$ 5,000.00 | \$ 5,000.00 | 8 - Printed | 10255571-6411 |
| 62190116 | EIO | 08/15/2018 | \$ 4,162.41 | \$ - | 0 - Closed | 10228043-6312-02052 |
| 62190088 | EIO | 08/09/2018 | \$ 4,162.41 | \$ - | 0 - Closed | 10228043-6312-02052 |
| 58190066 | EL DORADO TRADI | 08/22/2018 | \$ 1,094.00 | \$ 1,094.00 | 8 - Printed | 11149365-6411-07336 |
| 62190117 | ESCHMANN, JANE | 08/16/2018 | \$ 1,790.00 | \$ - | 0 - Closed | 10228103-6343-02160 |
| 85190169 | F J JURCIC CO | 08/13/2018 | \$ 3,600.75 | \$ 3,600.75 | 8 - Printed | 10255AIR-6332 |
| 48190132 | F J JURCIC CO | 08/28/2018 | \$ 4,639.20 | \$ 4,639.20 | 8 - Printed | 40406126-6521-00019 |
| 85190190 | F J JURCIC CO | 08/27/2018 | \$ 14,359.65 | \$ - | 0 - Closed | 40251350-6521 |
| 56190024 | FARMER BROTHERS | 08/07/2018 | \$ 2,000.00 | \$ 2,000.00 | 8 - Printed | 102410CA-6411 |
| 62190125 | FAUST PARK FOUN | 08/20/2018 | \$ 750.00 | \$ - | 0 - Closed | 10223306-6411 |
| 56190032 | FISCHER'S PRO-L | 08/15/2018 | \$ 1,058.00 | \$ 1,058.00 | 8 - Printed | 41149840-6541-09664 |
| 56190045 | FISCHER'S PRO-L | 08/23/2018 | \$ 2,826.81 | \$ 2,826.81 | 8 - Printed | 41149840-6541-09664 |
| 71190007 | FLAG LOFT | 08/15/2018 | \$ 1,218.00 | \$ 1,218.00 | 8 - Printed | 10234227-6411 |
| 83190018 | FOLLETT SCHOOL | 08/13/2018 | \$ 723.91 | \$ 723.91 | 8 - Printed | 10223880-6441 |
| 83190023 | FOLLETT SCHOOL | 08/24/2018 | \$ 758.18 | \$ 758.18 | 8 - Printed | 10223930-6441 |
| 62190080 | FOLLETT SCHOOL | 08/06/2018 | \$ 784.37 | \$ 784.37 | 8 - Printed | 10113165-6431 |
| 62190079 | FOLLETT SCHOOL | 08/06/2018 | \$ 1,725.95 | \$ 1,725.95 | 8 - Printed | 10113091-6431 |
| 83190022 | FOLLETT SCHOOL | 08/24/2018 | \$ 1,800.00 | \$ 1,800.00 | 8 - Printed | 10223330-6412 |
| 83190014 | FOLLETT SCHOOL | 08/01/2018 | \$ 2,036.46 | \$ 2,036.46 | 8 - Printed | 10223850-6441 |
| 62190089 | FOLLETT SCHOOL | 08/09/2018 | \$ 2,564.94 | \$ 2,564.94 | 8 - Printed | 10113223-6431 |
| 83190024 | FOLLETT SCHOOL | 08/24/2018 | \$ 2,667.78 | \$ 2,667.78 | 8 - Printed | 10223680-6441 |
| 62190081 | FOLLETT SCHOOL | 08/06/2018 | \$ 2,727.60 | \$ 2,727.60 | 8 - Printed | 10113089-6431 |
| 83190020 | FOLLETT SCHOOL | 08/13/2018 | \$ 3,140.98 | \$ 3,140.98 | 8 - Printed | 10223770-6441 |

| PO# | Vendor Name | PO Date | Order Amount | Balance | Status | 1st GL Account |
|----------|-----------------|------------|--------------|--------------|-------------|---------------------|
| 83190019 | FOLLETT SCHOOL | 08/13/2018 | \$ 3,298.63 | \$ 3,298.63 | 8 - Printed | 10223700-6441 |
| 62190078 | FOLLETT SCHOOL | 08/06/2018 | \$ 3,382.65 | \$ 3,382.65 | 8 - Printed | 10113087-6431 |
| 83190016 | FOLLETT SCHOOL | 08/09/2018 | \$ 3,428.72 | \$ 3,428.72 | 8 - Printed | 10223240-6411 |
| 83190021 | FOLLETT SCHOOL | 08/24/2018 | \$ 3,980.00 | \$ 3,980.00 | 8 - Printed | 10223044-6441 |
| 58190072 | FORREST-JAMES, | 08/27/2018 | \$ 500.00 | \$ 500.00 | 8 - Printed | 11149365-6411-07696 |
| 50190043 | FOUR SEASONS DI | 08/22/2018 | \$ 9,999.00 | \$ 9,069.46 | 8 - Printed | 11149308-6411-07616 |
| 58190053 | FOUR SEASONS DI | 08/15/2018 | \$ 10,000.00 | \$ 8,722.95 | 8 - Printed | 11149365-6411-07616 |
| 15190017 | FRANKLIN COVEY | 08/03/2018 | \$ 800.00 | \$ - | 0 - Closed | 10221222-6312 |
| 43190015 | FRANKLIN COVEY | 08/16/2018 | \$ 920.00 | \$ 920.00 | 8 - Printed | 10241922-6391 |
| 85190171 | FROESEL OIL CO, | 08/17/2018 | \$ 2,949.22 | \$ - | 0 - Closed | 10255AJS-6486 |
| 85190194 | FROESEL OIL CO, | 08/28/2018 | \$ 5,467.64 | \$ 5,467.64 | 8 - Printed | 10255AJS-6486 |
| 63190085 | FRONTLINE TECHN | 08/08/2018 | \$ 3,676.68 | \$ - | 0 - Closed | 10235150-6412 |
| 48190123 | GEOTECHNOLOGY, | 08/27/2018 | \$ 580.00 | \$ 475.00 | 8 - Printed | 40406167-6521-00059 |
| 48190128 | GEOTECHNOLOGY, | 08/28/2018 | \$ 2,000.00 | \$ 2,000.00 | 8 - Printed | 40406035-6521-00057 |
| 48190129 | GEOTECHNOLOGY, | 08/28/2018 | \$ 2,000.00 | \$ 2,000.00 | 8 - Printed | 40406166-6521-00058 |
| 48190130 | GEOTECHNOLOGY, | 08/28/2018 | \$ 2,335.00 | \$ 2,335.00 | 8 - Printed | 40406168-6521-00061 |
| 48190127 | GEOTECHNOLOGY, | 08/28/2018 | \$ 3,500.00 | \$ 3,500.00 | 8 - Printed | 40406126-6521-00019 |
| 48190126 | GEOTECHNOLOGY, | 08/28/2018 | \$ 4,000.00 | \$ 4,000.00 | 8 - Printed | 40406107-6521-00060 |
| 48190122 | GEOTECHNOLOGY, | 08/27/2018 | \$ 6,100.00 | \$ 6,100.00 | 8 - Printed | 40406166-6521-00077 |
| 63190090 | GFI DIGITAL INC | 08/09/2018 | \$ 10,384.28 | \$ - | 0 - Closed | 10-2121 |
| 6190017 | GOPHER SPORT | 08/13/2018 | \$ 1,461.33 | \$ 1,461.33 | 8 - Printed | 10111287-6411 |
| 82190020 | GRAINGER - BATT | 08/09/2018 | \$ 500.00 | \$ 483.44 | 8 - Printed | 10255571-6411 |
| 82190021 | GRAINGER - BATT | 08/09/2018 | \$ 1,000.00 | \$ 1,000.00 | 8 - Printed | 10255ACB-6411 |
| 63190080 | GRAYBAR ELEC CO | 08/01/2018 | \$ 1,087.10 | \$ - | 0 - Closed | 10235370-6412 |
| 63190105 | GRAYBAR ELEC CO | 08/20/2018 | \$ 1,212.20 | \$ 1,212.20 | 8 - Printed | 10235370-6412 |
| 62190138 | GUIAR CENTER | 08/22/2018 | \$ 628.10 | \$ 628.10 | 8 - Printed | 10111BUC-6411 |
| 62190130 | GUIAR CENTER | 08/21/2018 | \$ 1,010.00 | \$ 1,010.00 | 8 - Printed | 10113084-6411 |
| 62190129 | GUIAR CENTER | 08/21/2018 | \$ 9,301.74 | \$ 9,301.74 | 8 - Printed | 10111BUA-6411 |
| 62190109 | HANSON, FRANCES | 08/13/2018 | \$ 1,800.00 | \$ - | 0 - Closed | 10228045-6391-02052 |
| 62190096 | HAZELWOOD SCHOO | 08/09/2018 | \$ 1,174.83 | \$ - | 0 - Closed | 10228045-6391-02052 |
| 50190034 | HEARTLAND COCA- | 08/13/2018 | \$ 3,499.00 | \$ 2,444.91 | 8 - Printed | 11149308-6411-07616 |
| 85190163 | HEAVY DUTY EQUI | 08/08/2018 | \$ 6,999.00 | \$ - | 0 - Closed | 40255120-6541 |
| 62190162 | HEINEMANN | 08/29/2018 | \$ 1,353.28 | \$ 1,353.28 | 8 - Printed | 10113397-6411 * |
| 63190096 | HEWLETT-PACKARD | 08/13/2018 | \$ 7,621.60 | \$ - | 0 - Closed | 10225400-6412-04603 |
| 48190121 | HONEYWELL INTER | 08/24/2018 | \$ 2,975.09 | \$ 2,975.09 | 8 - Printed | 40406097-6521-00058 |
| 48190120 | HONEYWELL INTER | 08/24/2018 | \$ 7,754.10 | \$ - | 0 - Closed | 40406102-6521-00059 |
| 48190093 | ICS CONSTRUCTIO | 08/08/2018 | \$ 11,386.70 | \$ 11,386.70 | 8 - Printed | 40406126-6521-00019 |
| 85190176 | INDUSTRIAL SOAP | 08/17/2018 | \$ 7,100.00 | \$ 7,100.00 | 8 - Printed | 10255825-6411 |
| 62190095 | INSTANT IMPRINT | 08/09/2018 | \$ 1,494.00 | \$ - | 0 - Closed | 11149036-6411-08656 |
| 2190048 | IXL LEARNING | 08/30/2018 | \$ 1,125.00 | \$ 1,125.00 | 8 - Printed | 10111650-6412 |
| 83190025 | JUNIOR LIBRARY | 08/24/2018 | \$ 2,406.80 | \$ 2,406.80 | 8 - Printed | 10223860-6441 |
| 85190192 | KAEMMERLEN PART | 08/27/2018 | \$ 1,092.70 | \$ - | 0 - Closed | 102550FI-6332 |
| 54190052 | KANSAS CITY AUD | 08/03/2018 | \$ 1,000.00 | \$ 1,000.00 | 8 - Printed | 10111BK0-6411 |
| 73190034 | KELLY PRESS | 08/20/2018 | \$ 3,000.00 | \$ - | 0 - Closed | 11149156-6411-08363 |
| 73190029 | KELLY PRESS | 08/15/2018 | \$ 6,000.00 | \$ - | 0 - Closed | 11149156-6411-08363 |
| 73190036 | KIRKWOOD ATHLET | 08/27/2018 | \$ 1,400.00 | \$ 1,400.00 | 8 - Printed | 11149152-6411-09664 |
| 66190000 | KIRKWOOD HIGH S | 08/24/2018 | \$ 8,449.50 | \$ - | 0 - Closed | 10322020-6333-04302 |
| 66190001 | KIRKWOOD HIGH S | 08/24/2018 | \$ 8,449.50 | \$ - | 0 - Closed | 10322020-6333-04302 |
| 62190151 | KLETT-USA EDUCA | 08/24/2018 | \$ 6,671.66 | \$ 6,671.66 | 8 - Printed | 10113164-6431 * |

| PO# | Vendor Name | PO Date | Order Amount | Balance | Status | 1st GL Account |
|----------|-----------------|------------|--------------|-------------|-------------|---------------------|
| 50190028 | KOHL WHOLESAL | 08/07/2018 | \$ 1,000.00 | \$ 1,000.00 | 8 - Printed | 11149308-6411-07562 |
| 41190014 | KRUEGER POTTERY | 08/16/2018 | \$ 582.96 | \$ 582.96 | 8 - Printed | 10111AUW-6411 |
| 54190047 | KRUEGER POTTERY | 08/01/2018 | \$ 1,000.00 | \$ 659.26 | 8 - Printed | 10111BJW-6411 |
| 60190000 | LAWRENCE E SMIT | 08/08/2018 | \$ 1,020.00 | \$ - | 0 - Closed | 10111268-6352 |
| 85190162 | LEE HELMS INC | 08/08/2018 | \$ 1,000.00 | \$ 1,000.00 | 8 - Printed | 10255AI0-6411 |
| 85190187 | LUBY EQUIPMENT | 08/21/2018 | \$ 3,200.00 | \$ 3,200.00 | 8 - Printed | 102550FE-6332 |
| 19190031 | LUTHERAN SENIOR | 08/23/2018 | \$ 612.52 | \$ - | 0 - Closed | 10241737-6411 |
| 62190111 | MANTIA, CAROL R | 08/13/2018 | \$ 1,800.00 | \$ - | 0 - Closed | 10228045-6391-02052 |
| 32190002 | MARELLY LEASING | 08/28/2018 | \$ 4,683.50 | \$ - | 0 - Closed | 10213119-6411 |
| 56190044 | MAX'S CATER CO, | 08/23/2018 | \$ 2,310.00 | \$ 1,980.00 | 8 - Printed | 10141580-6411 |
| 62190112 | MCCLENDON, ARCH | 08/13/2018 | \$ 1,800.00 | \$ - | 0 - Closed | 10228045-6391-02052 |
| 85190197 | MCCONNELL & ASS | 08/28/2018 | \$ 4,800.00 | \$ 4,800.00 | 8 - Printed | 102550KK-6332 |
| 85190182 | MCCONNELL & ASS | 08/20/2018 | \$ 5,100.00 | \$ - | 0 - Closed | 102550KK-6332 |
| 56190026 | MCGRAW HILL | 08/07/2018 | \$ 2,025.00 | \$ 2,025.00 | 8 - Printed | 10111BNS-6311 |
| 45190004 | MCGRAW HILL | 08/09/2018 | \$ 8,991.00 | \$ 8,991.00 | 8 - Printed | 10111AZS-6412 |
| 62190175 | MEP INC. | 08/29/2018 | \$ 5,435.10 | \$ 5,435.10 | 8 - Printed | 10113164-6431 * |
| 54190063 | MERCY SPECIALIZ | 08/23/2018 | \$ 1,540.54 | \$ 1,540.54 | 8 - Printed | 11149321-6411-09697 |
| 85190177 | MIDWEST SYSTEMS | 08/17/2018 | \$ 8,694.00 | \$ 8,694.00 | 8 - Printed | 10255AHR-6332 |
| 97190047 | MIDWEST TRANSIT | 08/21/2018 | \$ 2,500.00 | \$ - | 0 - Closed | 10051410-6411 |
| 62190113 | MILLER, RENEE L | 08/13/2018 | \$ 1,800.00 | \$ - | 0 - Closed | 10228045-6391-02052 |
| 73190031 | MILLER, ROBERT | 08/17/2018 | \$ 1,765.95 | \$ - | 0 - Closed | 11149153-6391-09664 |
| 85190181 | MIRACLE RECREAT | 08/20/2018 | \$ 4,305.00 | \$ - | 0 - Closed | 10255AIT-6411 |
| 62190174 | MISSOURI S&T AR | 08/29/2018 | \$ 4,400.00 | \$ 4,400.00 | 8 - Printed | 10223025-6343 |
| 58190079 | MO STATE THESPI | 08/29/2018 | \$ 7,000.00 | \$ 7,000.00 | 8 - Printed | 11149376-6343-08220 |
| 63190124 | MOBILE DEFENDER | 08/30/2018 | \$ 989.90 | \$ 989.90 | 8 - Printed | 10-1617 |
| 46190023 | MOBYMAX, LLC | 08/01/2018 | \$ 2,495.00 | \$ - | 0 - Closed | 10111BBX-6412 |
| 9190038 | MOBYMAX, LLC | 08/01/2018 | \$ 4,995.00 | \$ - | 0 - Closed | 10241033-6412 |
| 62190114 | MONTGOMERY, CHE | 08/13/2018 | \$ 1,800.00 | \$ - | 0 - Closed | 10228045-6391-02052 |
| 62190152 | MORRELL, ERNEST | 08/24/2018 | \$ 5,000.00 | \$ - | 0 - Closed | 10223096-6312 |
| 85190170 | MOTOR CONTROL S | 08/13/2018 | \$ 4,507.00 | \$ 4,507.00 | 8 - Printed | 102550FG-6332 |
| 58190068 | MOZINGO MUSIC | 08/22/2018 | \$ 900.00 | \$ 835.00 | 8 - Printed | 10111BQS-6411 |
| 43190017 | MOZINGO MUSIC | 08/22/2018 | \$ 1,000.00 | \$ 921.05 | 8 - Printed | 10111AWN-6332 |
| 50190051 | MOZINGO MUSIC | 08/27/2018 | \$ 3,603.00 | \$ - | 0 - Closed | 10111BEA-6332 |
| 43190020 | MOZINGO MUSIC | 08/29/2018 | \$ 4,306.25 | \$ 4,306.25 | 8 - Printed | 10111AWN-6332 * |
| 76190007 | MSBA | 08/20/2018 | \$ 2,395.00 | \$ - | 0 - Closed | 10234251-6343 |
| 62190086 | MUSIC THEATRE I | 08/07/2018 | \$ 740.00 | \$ 740.00 | 8 - Printed | 10111069-6312 |
| 85190167 | NEW SYSTEM CARP | 08/09/2018 | \$ 7,000.00 | \$ - | 0 - Closed | 10255825-6411 |
| 50190044 | NORRENBERNS LUM | 08/22/2018 | \$ 1,000.00 | \$ 1,000.00 | 8 - Printed | 10131213-6411 |
| 50190029 | NORRENBERNS LUM | 08/07/2018 | \$ 1,500.00 | \$ 1,500.00 | 8 - Printed | 11149308-6411-07696 |
| 50190031 | NORRENBERNS LUM | 08/09/2018 | \$ 3,000.00 | \$ 3,000.00 | 8 - Printed | 11149308-6411-08528 |
| 58190069 | NOTTELMANN MUSI | 08/22/2018 | \$ 1,000.00 | \$ 1,000.00 | 8 - Printed | 10111BQS-6411 |
| 62190135 | NOTTELMANN MUSI | 08/21/2018 | \$ 1,425.00 | \$ 1,425.00 | 8 - Printed | 40113030-6542 |
| 85190152 | NVB PLAYGROUNDS | 08/07/2018 | \$ 2,519.00 | \$ 2,519.00 | 8 - Printed | 41149030-6531-08816 |
| 92190008 | OFFICE ESSENTIA | 08/29/2018 | \$ 500.00 | \$ 500.00 | 8 - Printed | 10162660-6411-02000 |
| 60190002 | OFFICE ESSENTIA | 08/17/2018 | \$ 500.00 | \$ 500.00 | 8 - Printed | 10234960-6411 |
| 41190007 | OFFICE ESSENTIA | 08/09/2018 | \$ 500.00 | \$ 203.60 | 8 - Printed | 10241899-6411 |
| 40190012 | OFFICE ESSENTIA | 08/31/2018 | \$ 594.50 | \$ 594.50 | 8 - Printed | 10241876-6411 |
| 58190042 | OFFICE ESSENTIA | 08/03/2018 | \$ 650.56 | \$ 650.56 | 8 - Printed | 102410DD-6411 |
| 56190058 | OFFICE ESSENTIA | 08/30/2018 | \$ 800.00 | \$ 800.00 | 8 - Printed | 102410BZ-6411 |

| PO# | Vendor Name | PO Date | Order Amount | Balance | Status | 1st GL Account |
|----------|-----------------|------------|--------------|--------------|-------------|---------------------|
| 23190023 | OFFICE ESSENTIA | 08/03/2018 | \$ 819.84 | \$ 819.84 | 8 - Printed | 10111AQU-6411 |
| 46190025 | OFFICE ESSENTIA | 08/13/2018 | \$ 859.04 | \$ 859.04 | 8 - Printed | 10111BBV-6411 |
| 35190000 | OFFICE ESSENTIA | 08/09/2018 | \$ 900.00 | \$ 842.03 | 8 - Printed | 10255511-6411 |
| 58190054 | OFFICE ESSENTIA | 08/15/2018 | \$ 906.75 | \$ 906.75 | 8 - Printed | 10111BQL-6411 |
| 20190048 | OFFICE ESSENTIA | 08/16/2018 | \$ 1,117.20 | \$ - | 0 - Closed | 10111AMC-6411 |
| 23190022 | OFFICE ESSENTIA | 08/03/2018 | \$ 1,148.55 | \$ 1,148.55 | 8 - Printed | 10111AQU-6411 |
| 56190039 | OFFICE ESSENTIA | 08/20/2018 | \$ 1,409.81 | \$ 1,409.81 | 8 - Printed | 102410C0-6411 |
| 50190023 | OFFICE ESSENTIA | 08/03/2018 | \$ 2,000.00 | \$ 1,703.46 | 8 - Printed | 1024100J-6411 |
| 19190029 | OFFICE ESSENTIA | 08/07/2018 | \$ 2,000.00 | \$ 1,417.01 | 8 - Printed | 10241736-6411 |
| 97190052 | OFFICE ESSENTIA | 08/30/2018 | \$ 2,500.00 | \$ 2,500.00 | 8 - Printed | 10255150-6411 |
| 50190022 | OFFICE ESSENTIA | 08/03/2018 | \$ 3,377.75 | \$ 3,377.75 | 8 - Printed | 11149308-6411-09872 |
| 82190024 | OFFICE ESSENTIA | 08/09/2018 | \$ 5,000.00 | \$ 4,573.44 | 8 - Printed | 10255ACB-6411 |
| 85190161 | OFFICE ESSENTIA | 08/08/2018 | \$ 5,000.00 | \$ 5,000.00 | 8 - Printed | 10255AJP-6411 |
| 82190023 | OFFICE ESSENTIA | 08/09/2018 | \$ 10,000.00 | \$ 9,370.34 | 8 - Printed | 10255571-6411 |
| 48190096 | OVERHEAD DOOR | 08/09/2018 | \$ 4,635.72 | \$ 4,635.72 | 8 - Printed | 40406097-6521-00058 |
| 48190098 | OVERHEAD DOOR | 08/09/2018 | \$ 7,129.62 | \$ 7,129.62 | 8 - Printed | 40406111-6521-00061 |
| 48190099 | OVERHEAD DOOR | 08/09/2018 | \$ 11,002.50 | \$ 11,002.50 | 8 - Printed | 40406107-6521-00060 |
| 48190097 | OVERHEAD DOOR | 08/09/2018 | \$ 11,383.92 | \$ 11,383.92 | 8 - Printed | 40406102-6521-00059 |
| 62190071 | OZOBOT | 08/01/2018 | \$ 1,799.00 | \$ - | 0 - Closed | 10138328-6411-42701 |
| 62190072 | OZOBOT | 08/01/2018 | \$ 5,000.00 | \$ - | 0 - Closed | 10138820-6411-33200 |
| 79190006 | PARENTS AS TEAC | 08/13/2018 | \$ 1,450.00 | \$ - | 0 - Closed | 10352330-6343-04311 |
| 62190073 | PARROT INC. | 08/01/2018 | \$ 3,999.95 | \$ 3,999.95 | 8 - Printed | 10138860-6411-33200 |
| 81190038 | PAUL'S DONUTS & | 08/13/2018 | \$ 6,000.00 | \$ 5,364.60 | 8 - Printed | 10052420-6471 |
| 68190002 | PEARSON | 08/09/2018 | \$ 507.53 | \$ - | 0 - Closed | 10121330-6411 |
| 62190093 | PEARSON | 08/09/2018 | \$ 1,492.50 | \$ 1,492.50 | 8 - Printed | 10213056-6412 |
| 62190141 | PEARSON EDUCATI | 08/24/2018 | \$ 1,344.54 | \$ 1,344.54 | 8 - Printed | 10113239-6431 |
| 62190107 | PEARSON EDUCATI | 08/13/2018 | \$ 4,022.94 | \$ 4,022.94 | 8 - Printed | 10113235-6431 |
| 62190161 | PEARSON EDUCATI | 08/29/2018 | \$ 4,813.72 | \$ 4,813.72 | 8 - Printed | 10138077-6431-42701 |
| 58190061 | PHENICIE, SHANE | 08/21/2018 | \$ 2,770.00 | \$ 2,770.00 | 8 - Printed | 102410DC-6411 |
| 84190002 | PHONAK | 08/21/2018 | \$ 914.99 | \$ - | 0 - Closed | 10122230-6311 |
| 62190110 | PICARD, DIANE | 08/13/2018 | \$ 1,800.00 | \$ - | 0 - Closed | 10228045-6391-02052 |
| 58190049 | PITSCO INC | 08/13/2018 | \$ 1,000.00 | \$ 1,000.00 | 8 - Printed | 11149365-6411-08917 |
| 73190030 | PROBST, MARK | 08/16/2018 | \$ 11,500.00 | \$ 8,118.00 | 8 - Printed | 10142110-6319 |
| 48190110 | PROFESSIONAL SE | 08/15/2018 | \$ 806.00 | \$ 806.00 | 8 - Printed | 40406035-6521-00057 |
| 48190133 | PROFESSIONAL SE | 08/28/2018 | \$ 1,025.26 | \$ 1,025.26 | 8 - Printed | 40406169-6521-00056 |
| 48190107 | PROFESSIONAL SE | 08/15/2018 | \$ 1,496.73 | \$ 1,496.73 | 8 - Printed | 40406035-6521-00057 |
| 48190109 | PROFESSIONAL SE | 08/15/2018 | \$ 2,041.90 | \$ 1,484.32 | 8 - Printed | 40406107-6521-00060 |
| 48190135 | PROFESSIONAL SE | 08/28/2018 | \$ 4,162.58 | \$ 4,162.58 | 8 - Printed | 40406167-6521-00059 |
| 48190134 | PROFESSIONAL SE | 08/28/2018 | \$ 4,208.00 | \$ 4,208.00 | 8 - Printed | 40406169-6521-00056 |
| 85190196 | PROFESSIONAL SE | 08/28/2018 | \$ 10,534.00 | \$ 10,534.00 | 8 - Printed | 40406097-6521-00058 |
| 62190147 | PROJECT LEAD TH | 08/24/2018 | \$ 553.00 | \$ 553.00 | 8 - Printed | 10228112-6431-02052 |
| 62190166 | PROJECT LEAD TH | 08/29/2018 | \$ 553.00 | \$ 553.00 | 8 - Printed | 10228112-6431-02052 |
| 62190144 | PROJECT LEAD TH | 08/24/2018 | \$ 635.00 | \$ 635.00 | 8 - Printed | 10228112-6431-02052 |
| 62190170 | PROJECT LEAD TH | 08/29/2018 | \$ 703.00 | \$ 703.00 | 8 - Printed | 10228112-6431-02052 |
| 62190169 | PROJECT LEAD TH | 08/29/2018 | \$ 975.00 | \$ 975.00 | 8 - Printed | 10228112-6431-02052 |
| 62190148 | PROJECT LEAD TH | 08/24/2018 | \$ 1,844.00 | \$ 1,844.00 | 8 - Printed | 10138480-6411-33200 |
| 62190164 | PROJECT LEAD TH | 08/29/2018 | \$ 2,250.00 | \$ - | 0 - Closed | 10118860-6412-02052 |
| 62190126 | PROJECT LEAD TH | 08/20/2018 | \$ 2,360.00 | \$ 2,360.00 | 8 - Printed | 10113277-6411 * |
| 62190143 | PROJECT LEAD TH | 08/24/2018 | \$ 3,700.00 | \$ - | 0 - Closed | 10113230-6431 |

| PO# | Vendor Name | PO Date | Order Amount | Balance | Status | 1st GL Account |
|----------|-----------------|------------|--------------|--------------|-------------|---------------------|
| 62190172 | PROJECT LEAD TH | 08/29/2018 | \$ 4,130.50 | \$ 4,130.50 | 8 - Printed | 10138460-6411-33200 |
| 62190149 | PROJECT LEAD TH | 08/24/2018 | \$ 4,372.25 | \$ 4,372.25 | 8 - Printed | 10138460-6411-33200 |
| 62190171 | PROJECT LEAD TH | 08/29/2018 | \$ 13,021.00 | \$ 13,021.00 | 8 - Printed | 10118740-6411-02052 |
| 83190026 | PROQUEST | 08/24/2018 | \$ 1,989.00 | \$ 1,989.00 | 8 - Printed | 10223630-6451 * |
| 68190003 | PRUFROCK PRESS, | 08/09/2018 | \$ 2,206.85 | \$ 2,206.85 | 8 - Printed | 10121330-6411 |
| 56190049 | PSAT/NMSQT | 08/23/2018 | \$ 3,040.00 | \$ 3,040.00 | 8 - Printed | 11149342-6411-09632 |
| 50190047 | PSAT/NMSQT | 08/22/2018 | \$ 3,499.00 | \$ 3,499.00 | 8 - Printed | 11149308-6411-09632 |
| 58190070 | PSAT/NMSQT | 08/22/2018 | \$ 4,000.00 | \$ 4,000.00 | 8 - Printed | 11149365-6411-09632 |
| 97190048 | PUNDMANN FORD | 08/28/2018 | \$ 2,000.00 | \$ 1,279.65 | 8 - Printed | 10051410-6411 |
| 50190039 | QDOBA MEXICAN E | 08/13/2018 | \$ 1,152.00 | \$ - | 0 - Closed | 11149309-6411-09360 |
| 54190064 | R & R CONTRACTI | 08/23/2018 | \$ 725.00 | \$ 725.00 | 8 - Printed | 11149333-6391-07240 |
| 62190176 | READING & WRITI | 08/29/2018 | \$ 11,200.00 | \$ - | 0 - Closed | 10228098-6312-02115 |
| 73190025 | READY SUPPORT S | 08/09/2018 | \$ 3,200.00 | \$ 3,200.00 | 8 - Printed | 10142120-6319 |
| 62190178 | REALLY GOOD STU | 08/29/2018 | \$ 2,121.81 | \$ 2,121.81 | 8 - Printed | 10228113-6411-02003 |
| 85190151 | REJIS COMMISSIO | 08/06/2018 | \$ 750.00 | \$ 723.50 | 8 - Printed | 10049230-6312 |
| 62190077 | RESOURCES FOR R | 08/03/2018 | \$ 600.20 | \$ - | 0 - Closed | 10113353-6411 |
| 58190051 | REV ROBOTICS LL | 08/13/2018 | \$ 1,500.00 | \$ 1,500.00 | 8 - Printed | 11149365-6411-08917 |
| 54190061 | RIDDELL ALL AME | 08/22/2018 | \$ 842.26 | \$ 842.26 | 8 - Printed | 11149334-6411-09396 |
| 62190155 | ROBOLINK INC. | 08/24/2018 | \$ 6,799.60 | \$ 6,799.60 | 8 - Printed | 10138328-6411-42701 |
| 50190033 | RONNOCO COFFEE | 08/09/2018 | \$ 1,000.00 | \$ 850.59 | 8 - Printed | 11149308-6411-07562 |
| 85190166 | ROTOLITE OF ST | 08/08/2018 | \$ 2,000.00 | \$ 614.50 | 8 - Printed | 10255AJO-6411 |
| 41190011 | SAM'S CLUB DIRE | 08/09/2018 | \$ 500.00 | \$ 500.00 | 8 - Printed | 10131380-6411 |
| 41190012 | SAM'S CLUB DIRE | 08/09/2018 | \$ 500.00 | \$ 434.72 | 8 - Printed | 10241899-6411 |
| 56190057 | SAM'S CLUB DIRE | 08/29/2018 | \$ 600.00 | \$ 600.00 | 8 - Printed | 10141580-6411 |
| 56190036 | SAM'S CLUB DIRE | 08/16/2018 | \$ 750.00 | \$ 750.00 | 8 - Printed | 10131266-6411 |
| 54190050 | SAM'S CLUB DIRE | 08/01/2018 | \$ 1,000.00 | \$ 1,000.00 | 8 - Printed | 10131247-6411 |
| 54190051 | SAM'S CLUB DIRE | 08/01/2018 | \$ 1,000.00 | \$ 1,000.00 | 8 - Printed | 11149321-6411-09672 |
| 54190056 | SAM'S CLUB DIRE | 08/03/2018 | \$ 1,000.00 | \$ 666.56 | 8 - Printed | 11149334-6411-07240 |
| 50190030 | SAM'S CLUB DIRE | 08/07/2018 | \$ 2,000.00 | \$ 1,549.75 | 8 - Printed | 11149309-6411-07992 |
| 56190031 | SAM'S CLUB DIRE | 08/13/2018 | \$ 3,400.00 | \$ 3,187.20 | 8 - Printed | 102410CA-6411 |
| 62190097 | SCANTEX BUSINES | 08/09/2018 | \$ 6,088.70 | \$ - | 0 - Closed | 10113111-6411 |
| 85190150 | SCHILLER'S IMAG | 08/03/2018 | \$ 719.00 | \$ - | 0 - Closed | 102550TD-6412 |
| 48190112 | SCHILLER'S IMAG | 08/17/2018 | \$ 1,397.00 | \$ - | 0 - Closed | 40406126-6521-00019 |
| 50190049 | SCHILLER'S IMAG | 08/23/2018 | \$ 2,000.00 | \$ 730.26 | 8 - Printed | 11149308-6411-09872 |
| 63190108 | SCHILLER'S IMAG | 08/20/2018 | \$ 4,598.55 | \$ 4,598.55 | 8 - Printed | 40113600-6542 |
| 48190136 | SCHILLER'S IMAG | 08/28/2018 | \$ 7,790.00 | \$ 7,790.00 | 8 - Printed | 40406107-6521-00060 |
| 56190047 | SCHNUCKS MARKET | 08/23/2018 | \$ 500.00 | \$ 500.00 | 8 - Printed | 11149361-6411-07240 |
| 50190052 | SCHNUCKS MARKET | 08/27/2018 | \$ 500.00 | \$ 500.00 | 8 - Printed | 10131209-6411 |
| 41190008 | SCHNUCKS MARKET | 08/09/2018 | \$ 500.00 | \$ 500.00 | 8 - Printed | 10131380-6411 |
| 41190009 | SCHNUCKS MARKET | 08/09/2018 | \$ 500.00 | \$ 500.00 | 8 - Printed | 10241902-6411 |
| 97190053 | SCHNUCKS MARKET | 08/30/2018 | \$ 800.00 | \$ 800.00 | 8 - Printed | 10255233-6391 |
| 43190019 | SCHNUCKS MARKET | 08/27/2018 | \$ 1,000.00 | \$ 1,000.00 | 8 - Printed | 10131154-6411 |
| 54190054 | SCHNUCKS MARKET | 08/03/2018 | \$ 1,000.00 | \$ 1,000.00 | 8 - Printed | 11149328-6411-09672 |
| 54190053 | SCHNUCKS MARKET | 08/03/2018 | \$ 3,500.00 | \$ 3,500.00 | 8 - Printed | 10131247-6411 |
| 50190024 | SCHOLASTIC | 08/03/2018 | \$ 1,044.46 | \$ - | 0 - Closed | 10111BEN-6411 |
| 62190087 | SCHOLASTIC | 08/07/2018 | \$ 1,054.68 | \$ - | 0 - Closed | 10113376-6431 |
| 62190127 | SCHOLASTIC | 08/20/2018 | \$ 2,197.26 | \$ - | 0 - Closed | 10113374-6431 |
| 56190027 | SCHOOL DATEBOOK | 08/07/2018 | \$ 3,868.90 | \$ - | 0 - Closed | 11149342-6411-07992 |
| 54190048 | SCHOOL DATEBOOK | 08/01/2018 | \$ 4,179.76 | \$ - | 0 - Closed | 10111BJZ-6411 |

| PO# | Vendor Name | PO Date | Order Amount | Balance | Status | 1st GL Account |
|----------|-----------------|------------|--------------|--------------|-------------|---------------------|
| 41190010 | SCHOOL SPECIALT | 08/09/2018 | \$ 500.00 | \$ 500.00 | 8 - Printed | 10241899-6411 |
| 41190013 | SCHOOL SPECIALT | 08/13/2018 | \$ 551.81 | \$ 551.81 | 8 - Printed | 10111AUW-6411 |
| 22190014 | SCHOOL SPECIALT | 08/17/2018 | \$ 580.76 | \$ 580.76 | 8 - Printed | 10111AOY-6411 |
| 46190026 | SCHOOL SPECIALT | 08/16/2018 | \$ 1,203.43 | \$ 1,203.43 | 8 - Printed | 10111BBV-6411 |
| 82190025 | SCHOOL SPECIALT | 08/09/2018 | \$ 5,000.00 | \$ 5,000.00 | 8 - Printed | 10255571-6411 |
| 56190030 | SOUTHWEST STRIN | 08/09/2018 | \$ 611.62 | \$ - | 0 - Closed | 10111BMR-6411 |
| 58190078 | SSI FURNISHINGS | 08/27/2018 | \$ 8,200.00 | \$ 8,200.00 | 8 - Printed | 10111BRS-6411 |
| 62190099 | ST. CHARLES HAR | 08/09/2018 | \$ 7,260.96 | \$ - | 0 - Closed | 40138150-6542-42701 |
| 40190011 | ST. LOUIS CARDI | 08/22/2018 | \$ 5,472.00 | \$ - | 0 - Closed | 11149265-6411-09208 |
| 85190148 | ST. LOUIS CNTY | 08/01/2018 | \$ 2,500.00 | \$ 2,050.00 | 8 - Printed | 102550DJ-6391 |
| 63190109 | STAPLES | 08/20/2018 | \$ 3,358.96 | \$ 3,358.96 | 8 - Printed | 10235330-6412 |
| 63190100 | STAPLES | 08/17/2018 | \$ 11,238.00 | \$ 11,238.00 | 8 - Printed | 10225400-6412-04604 |
| 63190101 | STAPLES | 08/17/2018 | \$ 12,848.00 | \$ 12,848.00 | 8 - Printed | 10225400-6412-04604 |
| 54190066 | STL SHIRT CO. | 08/23/2018 | \$ 1,432.00 | \$ - | 0 - Closed | 11149321-6411-09208 |
| 58190062 | STUKENT INC. | 08/21/2018 | \$ 1,000.00 | \$ - | 0 - Closed | 10131284-6412 |
| 50190048 | TJ'S PIZZA | 08/22/2018 | \$ 2,499.00 | \$ 2,287.50 | 8 - Printed | 11149308-6411-07616 |
| 58190044 | TKO DJ'S | 08/07/2018 | \$ 3,499.00 | \$ 3,499.00 | 8 - Printed | 11149364-6391-09360 |
| 62190153 | TOLEDO PHYSICAL | 08/24/2018 | \$ 668.70 | \$ 668.70 | 8 - Printed | 10113434-6431 |
| 85190180 | TOMMY GUNS INC | 08/20/2018 | \$ 14,075.50 | \$ - | 0 - Closed | 102550EW-6332 |
| 48190095 | TR, I ARCHITECT | 08/08/2018 | \$ 7,163.84 | \$ 7,163.84 | 8 - Printed | 40406169-6521-00056 |
| 48190102 | TR, I ARCHITECT | 08/13/2018 | \$ 13,389.19 | \$ 11,016.54 | 8 - Printed | 40406060-6521-00060 |
| 85190193 | TRANE COMPANY | 08/27/2018 | \$ 1,870.00 | \$ 1,870.00 | 8 - Printed | 102550DB-6312 |
| 97190049 | TYLER TECHNOLOG | 08/28/2018 | \$ 6,525.59 | \$ - | 0 - Closed | 10051250-6316 |
| 85190168 | UNIPAK CORP. | 08/09/2018 | \$ 1,540.00 | \$ 1,540.00 | 8 - Printed | 10255825-6411 |
| 58190080 | UNITED RENTALS | 08/29/2018 | \$ 614.60 | \$ 614.60 | 8 - Printed | 11149364-6391-09360 |
| 54190055 | USI, INC | 08/03/2018 | \$ 1,000.00 | \$ 1,000.00 | 8 - Printed | 10111BK0-6411 |
| 56190055 | UTOPIA ENT. | 08/29/2018 | \$ 1,800.00 | \$ - | 0 - Closed | 11149342-6411-09360 |
| 50190050 | VANDALIA BUS LI | 08/24/2018 | \$ 5,890.02 | \$ - | 8 - Printed | 10251440-6342 |
| 50190025 | VARSITY SPIRIT | 08/03/2018 | \$ 1,519.62 | \$ - | 0 - Closed | 11149308-6411-07464 |
| 62190085 | VERNIER SOFTWAR | 08/06/2018 | \$ 583.30 | \$ - | 0 - Closed | 10113112-6411 |
| 62190156 | VERNIER SOFTWAR | 08/24/2018 | \$ 1,190.00 | \$ 1,190.00 | 8 - Printed | 10113195-6411 |
| 62190123 | VERNIER SOFTWAR | 08/16/2018 | \$ 1,475.32 | \$ 1,475.32 | 8 - Printed | 10113121-6411 |
| 62190124 | VERNIER SOFTWAR | 08/16/2018 | \$ 1,475.32 | \$ 1,475.32 | 8 - Printed | 10113122-6411 |
| 62190122 | VERNIER SOFTWAR | 08/16/2018 | \$ 1,802.26 | \$ 1,802.26 | 8 - Printed | 10113113-6411 |
| 61190013 | VILLA LIGHTING | 08/27/2018 | \$ 4,203.36 | \$ 4,203.36 | 8 - Printed | 102550NV-6411 |
| 50190036 | WAGNER PORTRAIT | 08/13/2018 | \$ 1,700.00 | \$ 1,700.00 | 8 - Printed | 40241012-6541 |
| 43190018 | WE SEW ALONG RE | 08/23/2018 | \$ 1,000.00 | \$ 1,000.00 | 8 - Printed | 10131153-6332 |
| 56190041 | WE SEW ALONG RE | 08/20/2018 | \$ 1,500.00 | \$ 1,500.00 | 8 - Printed | 10131264-6332 |
| 73190033 | WEBSTER GROVES | 08/17/2018 | \$ 1,100.00 | \$ - | 0 - Closed | 10142450-6391 * |
| 56190048 | WEINHARDT PARTY | 08/23/2018 | \$ 577.50 | \$ 577.50 | 8 - Printed | 11149342-6411-09632 |
| 17190022 | WEST COUNTY LAN | 08/13/2018 | \$ 812.50 | \$ 812.50 | 8 - Printed | 11149218-6411-07992 |
| 63190097 | WEVIDEO | 08/13/2018 | \$ 3,941.00 | \$ - | 0 - Closed | 10225050-6412 |
| 62190177 | WHITE KNIGHT LI | 08/29/2018 | \$ 1,970.00 | \$ 1,970.00 | 8 - Printed | 10251116-6342 |
| 56190040 | WINNING STREAK | 08/20/2018 | \$ 683.50 | \$ 683.50 | 8 - Printed | 11149359-6411-09608 |
| 50190055 | WINNING STREAK | 08/29/2018 | \$ 696.00 | \$ 696.00 | 8 - Printed | 11149313-6411-09695 |
| 19190030 | WINNING STREAK | 08/20/2018 | \$ 696.50 | \$ 696.50 | 8 - Printed | 11149229-6411-07992 |
| 58190055 | WINNING STREAK | 08/15/2018 | \$ 720.00 | \$ 720.00 | 8 - Printed | 10141040-6411 |
| 56190056 | WINNING STREAK | 08/29/2018 | \$ 775.50 | \$ 775.50 | 8 - Printed | 11149359-6411-09792 |
| 58190056 | WINNING STREAK | 08/15/2018 | \$ 802.75 | \$ 802.75 | 8 - Printed | 11149385-6411-07857 |

| PO# | Vendor Name | PO Date | Order Amount | Balance | Status | 1st GL Account |
|---------------|--------------------|----------------|------------------------|----------------|---------------|-----------------------|
| 50190056 | WINNING STREAK | 08/29/2018 | \$ 848.00 | \$ 848.00 | 8 - Printed | 11149313-6411-07280 |
| 50190046 | WINNING STREAK | 08/22/2018 | \$ 903.50 | \$ 903.50 | 8 - Printed | 11149313-6411-09168 |
| 58190059 | WINNING STREAK | 08/17/2018 | \$ 1,079.25 | \$ 1,079.25 | 8 - Printed | 11149385-6411-07857 |
| 50190032 | WINNING STREAK | 08/09/2018 | \$ 1,406.60 | \$ 1,406.60 | 8 - Printed | 10141230-6411 |
| 54190065 | WINNING STREAK | 08/23/2018 | \$ 1,883.75 | \$ - | 0 - Closed | 11149321-6411-09360 |
| 54190049 | WINNING STREAK | 08/01/2018 | \$ 1,914.00 | \$ - | 0 - Closed | 11149334-6411-09396 |
| 62190115 | WINTER, WILLIAM | 08/13/2018 | \$ 3,000.00 | \$ - | 0 - Closed | 10228064-6312-03105 |
| 62190157 | WYMAN CENTER | 08/24/2018 | \$ 9,190.00 | \$ 9,190.00 | 8 - Printed | 10111071-6398 |
| 62190070 | YOUNG ENTERPREN | 08/01/2018 | \$ 4,495.00 | \$ - | 0 - Closed | 10138008-6431-33200 |
| 62190154 | YOUNG ENTERPREN | 08/24/2018 | \$ 6,480.00 | \$ 6,480.00 | 8 - Printed | 10138008-6431-33200 |
| 97190054 | ZIEBART | 08/30/2018 | \$ 1,459.98 | \$ 1,459.98 | 8 - Printed | 10051410-6411 |
| TOTAL: | | | \$ 1,225,724.13 | | | |

\$15,000+
AUGUST FY19

| PO# | Vendor Name | PO Date | Order Amount | Balance | Status | 1st GL Account |
|------------|--------------------|----------------|---------------------|-----------------|---------------|-----------------------|
| 85190175 | ALL TYPE VACUUM | 08/17/2018 | \$ 15,000.00 | \$ 15,000.00 | 8 - Printed | 10255812-6411 |
| 73190026 | ASSIGNORSPLUS L | 08/13/2018 | \$ 50,000.00 | \$ 30,593.50 | 8 - Printed | 10142110-6319 |
| 48190115 | AUTOMATIC CONTR | 08/20/2018 | \$ 20,320.34 | \$ 20,320.34 | 8 - Printed | 40406102-6521-00071 |
| 48190125 | AUTOMATIC CONTR | 08/27/2018 | \$ 25,102.25 | \$ 25,102.25 | 8 - Printed | 40406126-6521-00071 |
| 48190117 | AUTOMATIC CONTR | 08/20/2018 | \$ 40,172.00 | \$ 40,172.00 | 8 - Printed | 40406139-6521-00071 |
| 48190113 | AUTOMATIC CONTR | 08/20/2018 | \$ 46,618.05 | \$ 9,796.37 | 8 - Printed | 40406089-6521-00071 |
| 48190114 | AUTOMATIC CONTR | 08/20/2018 | \$ 216,466.09 | \$ 122,112.39 | 8 - Printed | 40406121-6521-00071 |
| 85190191 | BI-STATE POOLS | 08/27/2018 | \$ 15,934.92 | \$ 15,934.92 | 8 - Printed | 40255051-6541 |
| 48190124 | BI-STATE POOLS | 08/27/2018 | \$ 45,921.32 | \$ - | 0 - Closed | 40406135-6521-00065 |
| 48190089 | BOND ARCHITECTS | 08/08/2018 | \$ 24,769.01 | \$ 18,831.19 | 8 - Printed | 40406166-6521-00058 |
| 85190188 | BROADWAY TRUCK | 08/24/2018 | \$ 69,200.00 | \$ 69,200.00 | 8 - Printed | 40255140-6551 |
| 85190174 | BUCKEYE CLEANIN | 08/17/2018 | \$ 15,000.00 | \$ 11,402.00 | 8 - Printed | 10255824-6411 |
| 85190173 | BUCKEYE CLEANIN | 08/17/2018 | \$ 20,000.00 | \$ 13,561.61 | 8 - Printed | 10255815-6411 |
| 75190023 | CAREATC, INC. | 08/28/2018 | \$ 500,000.00 | \$ 378,281.54 | 8 - Printed | 12-3183 |
| 81190036 | CARGILL MEAT SO | 08/13/2018 | \$ 20,000.00 | \$ 20,000.00 | 8 - Printed | 10052420-6471 |
| 85190179 | CHAMELEON SOFTW | 08/20/2018 | \$ 16,000.00 | \$ 9,800.00 | 8 - Printed | 102550IR-6319 |
| 48190084 | CI SELECT | 08/08/2018 | \$ 97,790.00 | \$ 400.00 | 8 - Printed | 40406121-6521-00065 |
| 94190005 | CITY OF CHESTER | 08/06/2018 | \$ 277,424.83 | \$ 265,762.79 | 8 - Printed | 10049230-6319 |
| 94190003 | CITY OF MANCHES | 08/06/2018 | \$ 115,000.00 | \$ 115,000.00 | 8 - Printed | 10049230-6319 |
| 94190004 | CREVE COEUR POL | 08/06/2018 | \$ 52,973.00 | \$ 39,729.75 | 8 - Printed | 10049230-6319 |
| 73190017 | FIRST STUDENT | 08/03/2018 | \$ 65,000.00 | \$ 65,000.00 | 8 - Printed | 10049620-6342 |
| 85190172 | FRENCH GERLEMAN | 08/17/2018 | \$ 30,000.00 | \$ 28,662.12 | 8 - Printed | 102550DV-6411 |
| 97190046 | FROESEL OIL CO, | 08/21/2018 | \$ 16,487.38 | \$ - | 0 - Closed | 10051380-6486 |
| 97190050 | FROESEL OIL CO, | 08/30/2018 | \$ 18,415.05 | \$ 18,415.05 | 8 - Printed | 10051380-6486 |
| 73190016 | GREATER ST. LOU | 08/03/2018 | \$ 18,000.00 | \$ 18,000.00 | 8 - Printed | 10142110-6319 |
| 62190136 | HERCULES ACHIEV | 08/21/2018 | \$ 66,460.20 | \$ 66,460.20 | 8 - Printed | 10113086-6411 |
| 63190106 | HEWLETT-PACKARD | 08/20/2018 | \$ 20,088.00 | \$ 20,088.00 | 8 - Printed | 10-1617 |
| 63190112 | HEWLETT-PACKARD | 08/24/2018 | \$ 43,290.00 | \$ 9,984.00 | 8 - Printed | 10-1617 |
| 85190160 | HONEYWELL INTER | 08/08/2018 | \$ 25,000.00 | \$ 18,151.26 | 8 - Printed | 102550FB-6332 |
| 73190018 | HUSKEY BUS & TR | 08/03/2018 | \$ 40,000.00 | \$ 40,000.00 | 8 - Printed | 10049620-6342 |
| 48190091 | ICS CONSTRUCTIO | 08/08/2018 | \$ 1,061,434.03 | \$ 597,884.85 | 8 - Printed | 40406097-6521-00058 |
| 48190092 | ICS CONSTRUCTIO | 08/08/2018 | \$ 3,026,179.85 | \$ 1,354,683.51 | 8 - Printed | 40406126-6521-00019 |
| 63190088 | JOURNEY EDUCATI | 08/08/2018 | \$ 18,284.50 | \$ - | 0 - Closed | 10235350-6412 |
| 81190037 | JTM PROVISIONS | 08/13/2018 | \$ 35,000.00 | \$ 30,001.40 | 8 - Printed | 10052420-6471 |
| 62190133 | JUNIOR ACHIEVEM | 08/21/2018 | \$ 18,000.00 | \$ 18,000.00 | 8 - Printed | 10111048-6398 * |
| 58190048 | JUNIOR BUS TOUR | 08/13/2018 | \$ 45,210.00 | \$ 27,710.00 | 8 - Printed | 11149374-6343-07676 |
| 73190027 | KELLY PRESS | 08/13/2018 | \$ 22,500.00 | \$ - | 0 - Closed | 11149156-6411-08363 |
| 64190002 | KELLY SERVICES | 08/01/2018 | \$ 2,948,473.00 | \$ 2,929,326.92 | 8 - Printed | 20-2119 |
| 48190094 | KOZENY-WAGNER,I | 08/08/2018 | \$ 294,582.78 | \$ 25,140.19 | 8 - Printed | 40406147-6521-00056 |
| 81190034 | LIBERTY FRUIT C | 08/08/2018 | \$ 20,000.00 | \$ 20,000.00 | 8 - Printed | 10052420-6471 |
| 85190189 | LOU FUSZ AUTOMO | 08/24/2018 | \$ 80,653.00 | \$ - | 0 - Closed | 40255140-6551 |
| 85190164 | MERLO PLUMBING | 08/08/2018 | \$ 21,796.85 | \$ - | 0 - Closed | 10-2150 |
| 48190118 | MIDWEST SERVICE | 08/20/2018 | \$ 32,788.00 | \$ 32,788.00 | 8 - Printed | 40406126-6521-00019 |
| 85190165 | MODULAR SPACE | 08/08/2018 | \$ 39,144.00 | \$ 32,620.92 | 8 - Printed | 10255987-6333 |
| 73190019 | MSHSAA | 08/03/2018 | \$ 21,866.79 | \$ - | 0 - Closed | 10142210-6371 * |
| 61190012 | OFFICE ESSENTIA | 08/15/2018 | \$ 25,620.00 | \$ 25,620.00 | 8 - Printed | 10-1615 |

| PO# | Vendor Name | PO Date | Order Amount | Balance | Status | 1st GL Account |
|---------------|-----------------|------------|-------------------------|---------------|-------------|---------------------|
| 48190101 | PRIMARY SYSTEMS | 08/13/2018 | \$ 1,120,241.00 | \$ 854,541.00 | 8 - Printed | 40406147-6521-00068 |
| 48190108 | PROFESSIONAL SE | 08/15/2018 | \$ 31,137.84 | \$ 27,300.68 | 8 - Printed | 40406126-6521-00019 |
| 62190128 | SEEGER TOYOTA | 08/20/2018 | \$ 40,000.00 | \$ 40,000.00 | 8 - Printed | 40223240-6541 |
| 65190002 | SISTAKEEPER EMP | 08/13/2018 | \$ 20,109.60 | \$ - | 0 - Closed | 10213840-6391 |
| 61190015 | SOLAR OCEAN 3 L | 08/30/2018 | \$ 65,070.00 | \$ 65,070.00 | 8 - Printed | 10255110-6334 |
| 94190006 | ST. LOUIS CNTY | 08/06/2018 | \$ 247,697.21 | \$ 228,560.16 | 8 - Printed | 10049230-6319 |
| 73190028 | ST. LOUIS SUBUR | 08/13/2018 | \$ 98,000.00 | \$ 58,284.00 | 8 - Printed | 10142110-6319 |
| 63190113 | STAPLES | 08/24/2018 | \$ 18,904.00 | \$ 18,904.00 | 8 - Printed | 10225400-6412-04604 |
| 65190003 | SUPERIOR SUPPOR | 08/13/2018 | \$ 26,500.00 | \$ - | 0 - Closed | 10213840-6391 |
| 73190035 | TRXC TIMING LLC | 08/23/2018 | \$ 20,000.00 | \$ 20,000.00 | 8 - Printed | 11149153-6391-09664 |
| 76190008 | TUETH, KEENEY, | 08/27/2018 | \$ 175,000.00 | \$ 170,639.00 | 8 - Printed | 10234540-6317 |
| 71190008 | UNICOM ARC | 08/22/2018 | \$ 17,000.00 | \$ 8,500.00 | 8 - Printed | 10234236-6363 |
| 58190043 | WINNING STREAK | 08/07/2018 | \$ 20,000.00 | \$ 18,099.45 | 8 - Printed | 10141660-6411 |
| 50190045 | WINNING STREAK | 08/22/2018 | \$ 29,999.00 | \$ 28,956.50 | 8 - Printed | 10141230-6411 |
| 72190000 | YMCA TROUT LODG | 08/20/2018 | \$ 17,280.00 | \$ 17,280.00 | 8 - Printed | 10111151-6398 |
| TOTAL: | | | \$ 11,684,903.89 | | | |

SPOT MARKET REPORT - AUGUST 2018

| Purchase Order # | Date | Vendor # | Vendor Name | Comm. Code | Qty. | UOM | Unit Price | Description | Object | Account Amt |
|------------------|----------|----------|---------------------|------------|------|------|------------|----------------------------------|--------|--------------|
| 61190001 | 07/05/18 | 631777 | COSTCO | 202 | | | | 8.5 x 11 WHITE COPY PAPER - 30% | | |
| 61190001 | | | | | 840 | EACH | \$ 29.74 | RECYCLED PAPER - GP SPECTRUM | 1615 | \$ 24,981.60 |
| 61190001 | | | OFFICE ESSENTIALS | | | | | | | |
| 61190012 | 08/15/18 | 809084 | INCORPORATED | 202 | | | | 8.5 x 11 WHITE COPY PAPER - 30% | | |
| 61190012 | | | | | 840 | EACH | \$ 30.50 | RECYCLED PAPER - UNIVERSAL | 1615 | \$ 25,620.00 |
| 61190012 | | | | | | | | | | |
| 85190141 | 07/31/18 | 615999 | FROESEL OIL CO, INC | 400 | | | | | | |
| 85190141 | | | | | 204 | EACH | \$ 2.25 | RFG REG UNLEADED | 6486 | \$ 458.80 |
| 85190141 | | | | | 410 | EACH | \$ 2.36 | ULS #2 DIESEL | 6486 | \$ 966.78 |
| 85190141 | | | | | 1 | EACH | \$ 301.44 | STATE AND FEDERAL TAXES AND FEES | 6486 | \$ 301.44 |
| 85190141 | | | | | 1097 | EACH | \$ 2.25 | RFG REG UNLEADED | 6486 | \$ 2,467.15 |
| 85190141 | | | | | | | | | | |
| 85190171 | 08/17/18 | 615999 | FROESEL OIL CO, INC | 400 | | | | | | |
| 85190171 | | | | | 591 | EACH | \$ 2.12 | RFG REG UNLEADED | 6486 | \$ 1,251.74 |
| 85190171 | | | | | 384 | EACH | \$ 2.23 | ULS #2 DIESEL | 6486 | \$ 855.94 |
| 85190171 | | | | | 1 | EACH | \$ 222.88 | STATE AND FEDERAL TAXES AND FEES | 6486 | \$ 222.88 |
| 85190171 | | | | | 250 | EACH | \$ 2.12 | RFG REG UNLEADED | 6486 | \$ 529.50 |
| 85190171 | | | | | 40 | EACH | \$ 2.23 | ULS#2 DIESEL | 6486 | \$ 89.16 |
| 85190171 | | | | | | | | | | |
| 85190194 | 08/28/18 | 615999 | FROESEL OIL CO, INC | 400 | | | | | | |
| 85190194 | | | | | 1570 | EACH | \$ 2.16 | RFG REG UNLEADED | 6486 | \$ 3,388.06 |
| 85190194 | | | | | 330 | EACH | \$ 2.24 | ULS #2 DIESEL | 6486 | \$ 738.87 |
| 85190194 | | | | | 1 | EACH | \$ 410.61 | STATE AND FEDERAL TAXES AND FEES | 6486 | \$ 410.61 |
| 85190194 | | | | | 431 | EACH | \$ 2.16 | RFG REG UNLEADED | 6486 | \$ 930.10 |
| 85190194 | | | | | | | | | | |
| 85190199 | 09/04/18 | 615999 | FROESEL OIL CO, INC | 400 | | | | | | |
| 85190199 | | | | | 1650 | EACH | \$ 2.13 | RFG REG UNLEADED | | |

| | | | | | | | | | |
|----------|----------|--------|---------------------|-----|------|--|---------|----|---|
| 85190199 | | | | | | | 6486 | \$ | 3,512.69 |
| 85190199 | | | | 375 | EACH | \$ 2.25 ULS #2 DIESEL | | | |
| 85190199 | | | | | | | 6486 | \$ | 844.76 |
| 85190199 | | | | 1 | EACH | \$ 435.98 STATE AND FEDERAL TAXES AND FEES | | | |
| 85190199 | | | | | | | 6486 | \$ | 435.98 |
| 85190199 | | | | 450 | EACH | \$ 2.13 RFG REG UNLEADED | | | |
| 85190199 | | | | | | | 6486 | \$ | 958.01 |
| 97190046 | 08/21/18 | 615999 | FROESEL OIL CO, INC | 500 | | | | | |
| 97190046 | | | | | 7000 | EACH | 2.17900 | | FUEL FOR BUSES BID #19P-22 |
| 97190046 | | | | | | | 6486 | | 15,253.00 |
| 97190046 | | | | | 7000 | EACH | 0.00214 | | FED OIL SPILL FEE |
| 97190046 | | | | | | | 6486 | | 14.98 |
| 97190046 | | | | | 7000 | EACH | 0.00100 | | MO AGI TAX PER GAL EXTRA |
| 97190046 | | | | | | | 6486 | | 7.00 |
| 97190046 | | | | | 7000 | EACH | 0.00000 | | FED SUPER FUND TAX PER GAL EXTRA |
| 97190046 | | | | | | | 6486 | | 0.00 |
| 97190046 | | | | | 7000 | EACH | 0.17000 | | MO STATE TAX PER GAL |
| 97190046 | | | | | | | 6486 | | 1,190.00 |
| 97190046 | | | | | 7000 | EACH | 0.00070 | | MO ADG INSP FEE TAX PER GAL |
| 97190046 | | | | | | | 6486 | | 4.90 |
| 97190046 | | | | | 7000 | EACH | 0.00250 | | M USTD TRANSP LOAD FEE TAX PER GAL |
| 97190046 | | | | | | | 6486 | | 17.50 |
| 97190050 | 08/30/18 | 615999 | FROESEL OIL CO, INC | 500 | | | | | |
| 97190050 | | | | | 7500 | EACH | 2.27900 | | FUEL FOR BUSES BID #19P-26 |
| 97190050 | | | | | | | 6486 | | 17,092.50 |
| 97190050 | | | | | 7500 | EACH | 0.00214 | | FED. OIL SPILL FEE |
| 97190050 | | | | | | | 6486 | | 16.05 |
| 97190050 | | | | | 7500 | EACH | 0.00100 | | MO AGI TAX PER GAL EXTRA |
| 97190050 | | | | | | | 6486 | | 7.50 |
| 97190050 | | | | | 7500 | EACH | 0.00000 | | FED SUPER FUND TAX PER GAL EXTRA |
| 97190050 | | | | | | | 6486 | | 0.00 |
| 97190050 | | | | | 7500 | EACH | 0.17000 | | MO STATE TAX PER GAL |
| 97190050 | | | | | | | 6486 | | 1,275.00 |
| 97190050 | | | | | 7500 | EACH | 0.00070 | | MO ADG INSP FEE TAX PER GAL |
| 97190050 | | | | | | | 6486 | | 5.25 |
| 97190050 | | | | | 7500 | EACH | 0.00250 | | MO USTD TRANSP LOAD FEE TAX PER GAL |
| 97190050 | | | | | | | 6486 | | 18.75 |
| 85190167 | 08/09/18 | 851946 | NEW SYSTEM CARPET | 401 | | | | | |
| | | | | | | | | | TRASH CAN LINERS 40" X 48" - 16 MICRON HIGH DENSITY ONLY - CLEAR - START SEALED (250/CS) APPROX CASE WGT 21.6# |
| 85190167 | | | | 400 | EACH | \$ 17.50 INTERPLAST/PITT #MR20283 MC | | | |
| 85190167 | | | | | | | 6411 | \$ | 7,000.00 |

